



Precision tools you can rely on



BANDSAWS & METAL CUTTING TOOLS



Welcome to the Bahco Metal Cutting Catalogue

We are pleased to present the latest Bahco assortment of industrial bandsaw blades. Constant development and investment in research and development has resulted in innovative and high performance product for both general purpose and production cutting. We offer many patented products from the unique Easy Cut design to take the complex blade selection process out of bandsaw operation through to the latest “set” and “unset” high performance carbide blades for cutting complex materials used in new generation commercial and military aircraft, complex power generation projects and high technology industries.

We include the terminology, tooth pitch selection tables, speed selection data and tooth shape guides for both bi-metal and carbide blades. Also, we offer advice and tips on troubleshooting problems and some of the cutting aids required by customers involved in production cutting including our patented BandCalc™ programme designed to advise on blade selection using our customer's data on machine type, material shapes and sizes.

Quality is our number 1 priority and we also believe that a key factor in both production and general purpose cutting is product consistency. To achieve this, we operate within Bahco's quality forward system, which uses the ISO 9001-2000 framework. We strive to continually improve our quality management system focussing on customer needs and satisfaction. Rapid Continuous Improvement is fundamental to our production processes where we believe in making improvements day by day to continuously improve our products.

Finally, we showcase our entire Bahco metal cutting assortment comprising of holesaws, reciprocating saws, hand hacksaw blades and frames, power hacksaw blades, files and rotary burrs.

INDEX

GENERAL INFORMATION

Welcome and index	2
General information	3
Service	4
Terminology	5
Tooth pitch selection tables	6
Speed selection	7
Tooth shape guide	8-9

PRODUCTS BY APPLICATION

Multi-purpose and contour cutting	10
Production cutting bi-metal	11-12
Production cutting carbide	13-14
Cutting of tubes and profiles	15
Foundry cutting	16

AIDS

Trouble shooting chart	17
Sawing aids	18

OTHER METALWORKING TOOLS

Holesaws	19-26
Reciprocating sawblades	27-31
Power hacksaw blades	32-33
Hand hacksaw blades	34
Files	35-38
Rotary burrs	39-43

► KEY PRODUCTION PROCESSES



Tooth Forming

High technology milling and grinding processes are used for precision tooth forming, enabling the production of sharper and stronger teeth.

Setting

Computer controlled measuring devices and camera monitoring systems check every tooth. This information is collated and displayed on a visual monitor which:

- Measures the set against the permissible tolerance (has an automatic shut-off function)
- Ensures a highly consistent set
- Provides a record card for every coil
- Creates a permanent record in our quality data base

Heat Treatment

The latest technology heat treatment processes ensure:

- High consistency
- Easier welding alignment
- Reduced handling

All completed product is delivered into our highly automated distribution centres.



► RESEARCH AND DEVELOPMENT



We believe that research and development is fundamental to our goal to be a world leader in the development of new bandsaw technology for the increasing demands presented by machine manufacturers, material producers and designers of more and more complex engineering projects.

To achieve this, we have a state-of-the art R & D centre located in Lidköping Sweden, capable of testing a wide range of metal cutting products and materials.

The centre is actively involved in research activities including joint metal cutting research projects with a major university to improve and better understand the science of metal cutting.

R & D is at the core of our product development helping customers today with specific needs and developing the technologies for the future.



General Information

► SERVICE

Customer Support Service

BandCalc™, our easy-to-use bandsaw cutting data program offers bandsaw machine operators quick access to accurate information on correct blade usage for cutting different types of materials. The program will help select blades for over 2,500 bandsaw machines giving recommendations to include band speed, feed rate and cutting rate. BandCalc™ will suggest a choice of TPI's (Teeth Per Inch) and modify the cutting data accordingly to ensure our customer receives the best advice for every application.

To focus attention on key production end users, we have introduced a bandsaw specialist programme in more and more markets around the world. Our specialists' training is based around reducing the "cost per cut" achieved with the latest high technology ground tooth and carbide products, bringing greater efficiency to our customers cutting operation.



Storage and Distribution

NDC - New Distribution Concept - is one of our single largest investments in customer service. It comprises three distribution centres in Europe. Modern on-line computer processes ensure prompt and reliable deliveries and minimise stock handling for our customers.

The NDC system provides continuously updated information to our production units. This allows them to produce the right products quickly and maintain high stock security.

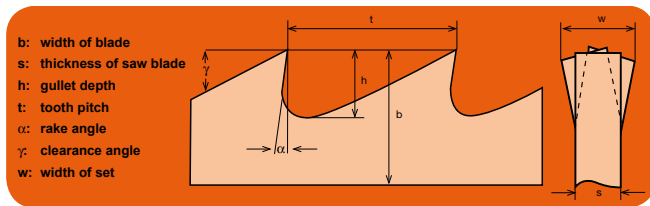
Weld Centres

We have strategically positioned our weld centres globally to offer customers in selected countries a reliable and fast delivery service. Our weld centres feature;

- High technology welding machines and annealing control
- Automatic weld grinding equipment
- Quality laboratory



TERMINOLOGY



Types of Set

The set is the tilt, or angle, given to the teeth of the saw blade to provide clearance for the blade body and the tooth edges. Below are different types of set:



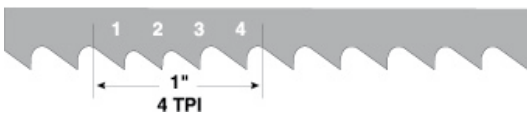
Raker Set

In the raker set, one tooth is set to the left, one tooth is set to the right, and one tooth (raker) is unset. This set type is used on most evenly pitched blades such as regular and hook. It is also used for contour and friction cutting blades on vertical bandsaw machines.



Combo Set

In the combo set, used on combo toothed blades, a raker (unset) tooth is followed by teeth in a left, right, left, right sequence. This pattern is repeated with each series of teeth starting and ending with the largest tooth in the pattern.



Teeth Per Inch (TPI)

The number of teeth per inch (TPI) defines the pitch of the blade and can vary from less than 1 to 24.

Thin-walled workpieces like tubes, pipes, sheet etc., require fine teeth, otherwise there is a risk of tooth damage or breakage.

Large cross sections should be cut with a coarse-pitched saw, i.e. fewer teeth per inch. The fewer teeth engaged in the workpiece the higher the cutting capacity. This is because the penetration capacity of each individual tooth is greater if the saw's feed pressure is distributed over a fewer number of teeth. A coarse pitch (few TPI) therefore increases productivity and provides a desirable, large chip space.

Soft materials, such as aluminium and bronze, require a large chip space. A coarse pitch prevents the chips from building up and packing together in the gullets, which can impair sawing and damage the blade.

Bandsawing facts

Machine

Check frequently:

- The operation of the chip brush
- The wear and alignment of the guides
- The band tension with a tensionmeter (see page 18)
- The band speed with a tachometer (see page 18)
- The coolant concentration with a refractometer (see page 18)

Coolant / Cutting fluid

The coolant lubricates, cools and carries the chips from the cut. It is important to:

- Use appropriate cutting fluid
- Use recommended concentration of cutting fluid
- Make sure that the cutting fluid reaches the cut with low pressure and large flow

Workpiece

- Make sure that the workpiece is firmly clamped so that it cannot vibrate or rotate
- Do not use bent or damaged workpieces

Running in

To obtain the maximum blade life always use the recommended band speed but lower the feed rate to 1/3-1/2 during the first 10 minutes of cutting.

During the next 10 minutes increase the feed rate in stages, until you have reached the recommended feed rate.

Tooth protector


Keep the tooth protector on the blade until it is mounted on the machine to avoid premature chipping of the tooth tips.

Feed Rate/Chips

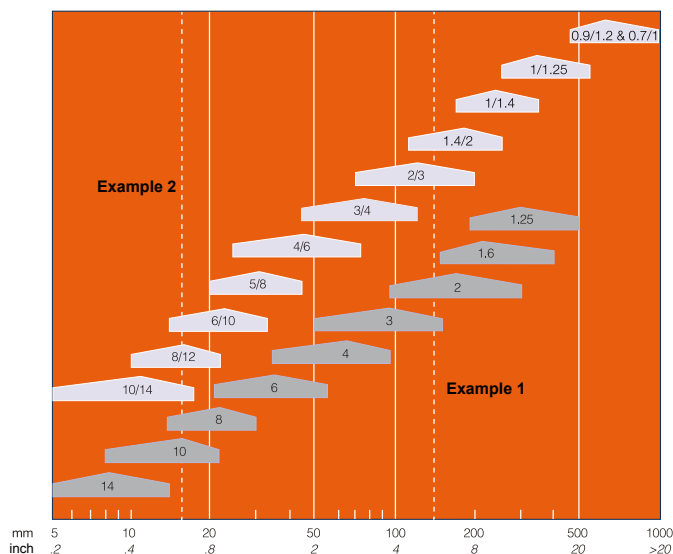
It is important that each tooth of the bandsaw blade cuts a chip with the right thickness. This is determined by the selection of tooth pitch, band speed and feed rate. Start by selecting the right tooth pitch from the diagrams on page 6 then set your band speed according to the diagram on page 7. You can now set the correct feed rate by studying the chips which the bandsaw blade produces when cutting. Use the pictures (below) and adjust your feed rate or band speed accordingly.

For more information on cutting data contact your local Bahco representative who can help you find the correct cutting data for your specific application.

1. Thin or pulverised chips - increase feed rate or lower band speed
2. Loosely rolled chips - correct cutting data
3. Thick, heavy or blue chips - too high feed, lower feed rate or increase band speed



General Information



Tooth pitch for solid workpieces

The diagram will help you select the right pitch for cutting solids.

The ideal choice is at the widest point of each field.

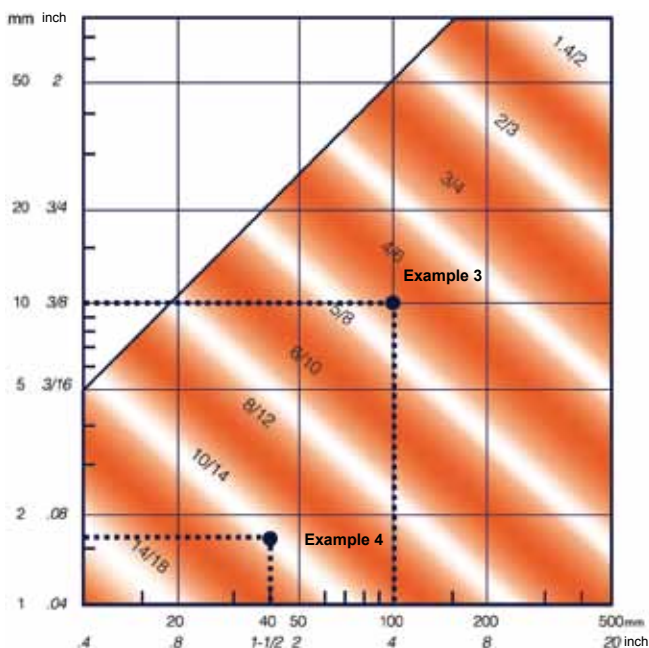
Example 1:

When cutting a Ø 150 mm (6 inch) bar, use a 2/3 TPI or a 1.4/2 TPI if you choose a variably pitched blade. Use 2 TPI, if an evenly pitched blade is your choice.

Example 2:

If you are sawing in soft materials like plastics, aluminium or wood, choose a pitch two steps coarser than recommended.

When cutting 13-20 mm (1/2-3/4 inch) thick pieces of aluminium, use a 5/8 TPI or a 6 TPI blade.



Cutting pipes and profiles

The diagram on the left will help you find the right tooth pitch for cutting pipes and profiles.

The recommended tooth pitch for cutting profiles is found in the field where the width meets the wall thickness of the profile.

Example 3:

When cutting a 100 x 10 mm (4 inch x 0.4 inch) U-beam, select a 5/8 TPI or a 4/6 TPI blade. The recommended tooth pitch is found in the field where the outer diameter meets the wall thickness of the pipe to be cut.

Example 4:

When cutting a 40 x 1.6 mm (1.5 inch x 0.06 inch) pipe, select a 10/14 TPI blade.

EASY-CUT - Cutting DATA

Order Code	Blade Size Width x Thickness	Material Size (mm)									
		1	2	3	5	10	20	30	40	50	75
3857-13-0.6-EZ-S	13 x 0.6										
3857-13-0.6-EZ-M	13 x 0.6										
3857-13-0.6-EZ-L	13 x 0.6										
3857-20-0.9-EZ-S	20 x 0.9										
3857-20-0.9-EZ-M	20 x 0.9										
3857-20-0.9-EZ-L	20 x 0.9										
3857-27-0.9-EZ-S	27 x 0.9										
3857-27-0.9-EZ-M	27 x 0.9										
3857-27-0.9-EZ-L	27 x 0.9										
3857-34-1.1-EZ-S	34 x 1.1										
3857-34-1.1-EZ-M	34 x 1.1										
3857-34-1.1-EZ-L	34 x 1.1										

Within any size range Small = Good surface finish Medium = Good band life Large = Speed of cut

EASY-CUT

Choose S (Small), M (Medium) or L (Large), depending on the cutting range you need.

General Information

SPEED SELECTION

Bi-metal		Meters per minute at Ø mm				
	Material	10-65	100-300	400-800	>1000	COOLANT
1	Structural steels, machining steel	100	85-95	60-75	40-60	6%
2	Structural steels, quenched and tempered steels	80	70-80	60-68	40-50	6%
3	Case hardened-, spring steels, quenched and tempered steels	75-100	60-80	45-65	30-40	8%
4	Unalloyed tool steel, ball and roller bearing steel	60-65	55-60	35-45	25-35	8%
5	High speed steel	45-50	40-45	30-35	20-25	8%
6	Cold work tool steel	30-35	25-30	20-25	15-20	DRY
7	Tool steels, alloyed	45-65	45-60	40-60	20-40	8%
8	Nitriding steels, high alloyed hot working steels	40-45	35-40	25-30	20-25	8%
9	Cast iron	50-60	45-50	30-40	25-30	DRY
10	Rust and acid-resistant steels (light)	40-45	40-45	35-40	30-40	10%
11	Rust and acid-resistant steels (heavy)	35-40	30-35	20-30	19-22	10%
12	Duplex and heat resistant steels	25-30	20-25	15-20	14-16	10%
13	Nickel and nickel-cobalt alloys	15-20	13-15	10-12	10	10%
14	Titanium, titanium alloys; aluminium bronze	30-35	25-30	20-25	16-18	10%
15	Horizontal machines, aluminium, aluminium alloys	120	120	120	120	25%
16	Vertical machines, aluminium, aluminium alloys	3000	2100-2500	1250-2000	500-1200	25%
17	Brass	120	120	90-120	80-100	4%
18	Copper	120	110	80-100	60-80	15%

The bigger the size, the lower the speed

Carbide		Meters per minute at Ø mm				
	Material	10-65	100-300	400-800	>1000	COOLANT
1	Structural steels, machining steel	200	160-190	110-150	60-90	12%
2	Structural steels, quenched and tempered steels	140	120-140	85-115	50-70	12%
3	Case hardened-, spring steels, quenched and tempered steels	120-130	110-120	75-110	40-60	10%
4	Unalloyed tool steel, ball and roller bearing steel	100-120	90-100	60-90	40-50	10%
5	High speed steel	100-110	80-90	60-75	50-60	10%
6	Cold work tool steel	80-100	60-90	60-75	45-65	DRY
7	Tool steels, alloyed	85-95	80-90	60-70	50-60	8%
8	Nitriding steels, high alloyed hot working steels	75-85	70-80	60-70	45-60	8%
9	Cast iron	90-105	90-95	60-75	40-55	12%
10	Rust and acid-resistant steels (light)	80-110	80-100	70-95	65-80	12%
11	Rust and acid-resistant steels (heavy)	80-90	70-80	60-70	40-50	13%
12	Duplex and heat resistant steels	100-115	80-100	65-80	50-60	12%
13	Nickel and nickel-cobalt alloys	30-40	25-30	20-28	15-20	12%
14	Titanium, titanium alloys; aluminium bronze	50-60	40-50	35-45	16-18	12%
15	Horizontal machines, aluminium, aluminium alloys	250	250	250	250	25%
16	Vertical machines, aluminium, aluminium alloys	5000	4000-5000	3000-4000	2000-3000	25%
17	Brass	250	250	180-240	140-160	4%
18	Copper	240	220	130-190	100-120	15%

The bigger the size, the lower the speed

BLADE SELECTION					
3857	3853	3851	3851 PSG	3854 PHG	3854 PQ
+	+	++	+++		
+	+	++	+++		
+	+	++	+++		
		+++	+	++	+++
		+++	+	++	+++
		++	+	++	+++
		++	+	++	+++
		+	+	++	+++
		+	+	++	+++
		+	++	+++	+++
		+	++	+++	+++
		+	+	++	+++
		+	+	++	+++
		+++	+	+	+
		+++	+	+	+
		+++	+	++	
		+++	+	++	
Good +		Better ++		Best +++	

BLADE SELECTION					
3868 TSX	3868 TSS	3881 THQ	3881 THS	3860 TMC	3869 TS
+					
+					
+					
+					
+	+	+	+	+	
++		++	+	+	
++	++	+	+	+	
++	+				
++	+				
++	+++	+++	+++	+++	++
++	+++	+++	+++	+++	++
++	+++	+++	+++	+++	++
++	++	+++	+++	+++	++
++		+++		+++	++
+	+	+	+	+++	++
				+++	++
	++		+++		
	++		+++		
Good +		Better ++		Best +++	



The new Bandsaw Speed & Feed Selector is a good guide to select the correct speed and feed. There is one for Bi-metal- and one for cutting with carbide blades.



BandCalc™ is an interactive computer software program available on CD that quickly determines the best blade for a specific application, based on the users requirements - material to be cut, machine, workpiece etc. Having selected the blade, information on blade speed and feed rate will be supplied. It is an excellent tool for users who wish to improve efficiency. Also it calculates for you the cost per cut, taking into consideration all factors, including the machine cost. BandCalc™ is available in 10 languages.

Tooth Shape Guide

► BI-METAL

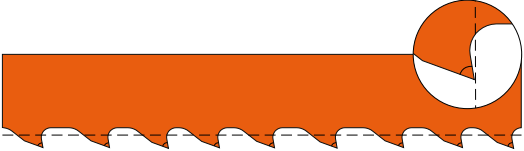

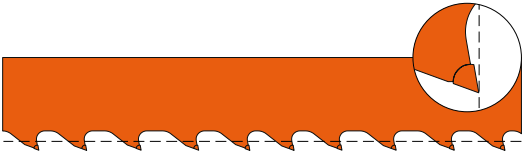
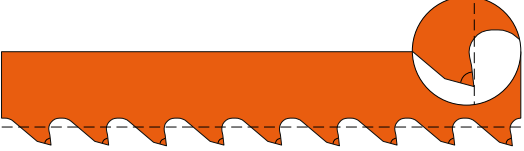


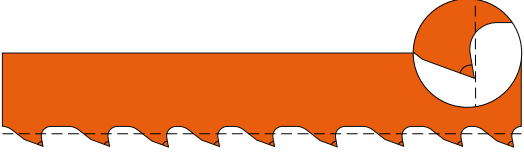


Bahco continuously strive to produce innovative new tooth designs to give maximum band life and efficient cutting.

Combo	Traditional shape tooth with 0° rake angle. Suitable for multi-purpose cutting of thin-walled tubes and profiles in most materials.	
Hook	Traditional tooth design with 10° rake angle, used for non-ferrous metals, wood and plastics.	
HA	Development of the traditional Hook design for cutting aluminium in foundry applications.	
PF	Specifically designed for cutting bundles of tubes and profiles with excellent capacity and tool life. Very strong tooth with 6 degree positive rake angle.	
PQ	Very aggressive 17° positive tooth design intended to give good penetration on difficult to cut material such as stainless steel bearing tube, tool steels and special alloys with work hardening properties. The different set levels produce a multi chip cutting profile which reduces cutting forces and improves blade life.	
PR	Innovative "stepped" rake angle giving 10° on 2/3 & 3/4 TPI and 8° on 4/6 and 5/8 TPI. This makes PR a good light production blade cutting small to medium sized workpieces.	
PS	High productivity design with a 10-15° rake angle. A high wedge angle and a large gullet space makes it excellent to cut large workpieces.	
EZ	This tooth shape is used in the Easy-Cut blades. This patented design gives a very versatile blade, able to cut all common materials in addition to being very resistant to tooth stripping. Ideal for small workshops cutting different sizes in a wide range of materials.	
PSG	Combo PSG is a ground tooth shape with positive rake angle. It is the ideal toothshape for production cutting medium and large sections of a wide range of materials and especially on alloyed and stainless steels.	
PHG	Combo PHG is a patented ground tooth shape with positive rake angle for good penetration of large sections of tough-to-cut alloys and work hardening materials.	

Tooth Shape Guide

► CARBIDE

Bahco produce a comprehensive range of set and unset carbide bandsaw blades to ensure we can meet the demands of our production cutting customers.

THQ	This Multi-chip tooth is designed for cutting Inconel, Waspaloy and titanium. It is wide set as standard, where pinching is a problem and produces 7 chips to reduce cutting forces and increase life. Applications in medium to large size materials.	
TMC	This tooth design is used for our unset carbide blade. It has a 7 chip design and excels in difficult to cut alloys on stable machines.	
TMC-W	The same as TMC but with a wider set to avoid pinching particularly Inconels with case hardened surfaces.	
TS	This triple chip tooth design has a rake angle of 7° and is designed for foundry use but works very well in narrow band applications cutting stainless and high alloy steels.	
TSX	This triple chip tooth design has a rake angle of 10° and is ideal for cutting large difficult and abrasive materials. The advantage of a set blade is that it is much more forgiving in less stable machines compared with unset blades. This is a unique and patented tooth design.	
TSS	Same design as TSX, but pre "run in" at the factory. Designed to remove the need for running in on the machine allowing full speed / feed operation from the first cut in stainless steel. This is a unique and patented tooth design.	
THS	Same design as THQ, but with an extremely low noise level. Not suitable in titanium applications.	
Multi-Grit C Continuous	Multi-grit is a range of Tungsten Carbide Grit edge band saw blades that have been developed in direct response to industry applications involving an increasing number of complex and abrasive materials. Will cut ceramics, tyres, graphite, fibreglass, cables composite materials, glass hardened steel, super alloys and cast iron.	
Multi-Grit G Gulleted		


Multi-Purpose and Contour Cutting

► 3857 MULTI-PURPOSE EASY-CUT

The generation of Bandsaw blades to meet the requirements of the multi-purpose customer.


Patented tooth form suitable to cut a variety of sizes and materials with just one blade.

In this application this blade achieves double blade life compared with standard blades.

	Width	Thickness	TPI
3857-13-0.6-EZ-L	13	0.6	Large
3857-13-0.6-EZ-M			Medium
3857-13-0.6-EZ-S			Small
3857-20-0.9-EZ-L	20	0.9	Large
3857-20-0.9-EZ-M			Medium
3857-20-0.9-EZ-S			Small
3857-27-0.9-EZ-L	27	0.9	Large
3857-27-0.9-EZ-M			Medium
3857-27-0.9-EZ-S			Small
3857-34-1.1-EZ-L	34	1.1	Large
3857-34-1.1-EZ-M			Medium
3857-34-1.1-EZ-S			Small

Easy-Cut blades cut almost anything without changing blades!

- Tool Steel
- Mild Steel
- Stainless Steel
- Aluminum
- Copper
- Brass
- Wood
- Plastic
- Sheet Metal
- Tubing
- Solids
- Bundles
- Pipe
- Channel
- Angle Iron
- I Beams
- H Beams
- Drill Rods





► 3851 FOR CONTOUR AND SMALL MACHINES

For cutting various types of materials, from aluminium to stainless steels.

Strong tooth design gives maximum cutting performance.

Tooth styles are related to the different applications.

	Width	Thickness	TPI	Shape
3851-6-0.6-H-6	6	0.6	6	Hook
3851-6-0.6-10/14			10/14	Combo
3851-6-0.9-H-6	6	0.9	6	Hook
3851-6-0.9-10/14			10/14	Combo
3851-10-0.6-H-4	10	0.6	4	Hook
3851-10-0.6-H-6			6	Hook
3851-10-0.6-10/14			10/14	Combo
3851-10-0.9-H-4	10	0.9	4	Hook
3851-10-0.9-H-6			6	Hook
3851-10-0.9-10/14			10/14	Combo
3851-13-0.6-H-3	13	0.6	3	Hook
3851-13-0.6-H-4			4	Hook
3851-13-0.6-H-6			6	Hook
3851-13-0.6-5/8			5/8	PR
3851-13-0.6-6/10			6/10	Combo
3851-13-0.6-8/12			8/12	Combo
3851-13-0.6-10/14			10/14	Combo
3851-13-0.9-H-3	13	0.9	3	Hook
3851-13-0.9-H-4			4	Hook
3851-13-0.9-H-6			6	Hook
3851-13-0.9-6/10			6/10	Combo
3851-13-0.9-10/14			10/14	Combo
3851-20-0.9-4/6	20	0.9	4/6	PR
3851-20-0.9-5/8			5/8	PR
3851-20-0.9-6/10			6/10	Combo
3851-20-0.9-8/12			8/12	Combo
3851-20-0.9-10/14			10/14	Combo
3851-27-0.9-2/3	27	0.9	2/3	PR
3851-27-0.9-3/4			3/4	PR
3851-27-0.9-4/6			4/6	PR
3851-27-0.9-5/8			5/8	PR
3851-27-0.9-6/10			6/10	Combo
3851-27-0.9-8/12			8/12	Combo
3851-27-0.9-10/14			10/14	Combo



* To order a blade: Product code + length of the blade.
Explanation TOOTHSHAPES on pages 8-9.


Production Cutting Bi-Metal

► 3851 SANDFLEX® COBRA™

For cutting various types of materials, from aluminium to stainless steels.

Strong tooth design gives maximum cutting performance.

Tooth styles are related to the different applications.

	Width	Thickness	TPI	Shape
3851-27-0.9-P-3	27	0.9	3	PS
3851-27-0.9-P-4			4	PS
3851-27-0.9-2/3			2/3	PR
3851-27-0.9-3/4			3/4	PR
3851-27-0.9-4/6			4/6	PR
3851-27-0.9-5/8			5/8	PR
3851-27-0.9-6/10			6/10	Combo
3851-27-0.9-8/12			8/12	Combo
3851-27-0.9-10/14			10/14	Combo
3851-34-1.1-P-2	34	1.1	2	PS
3851-34-1.1-P-3			3	PS
3851-34-1.1-2/3			2/3	PR
3851-34-1.1-3/4			3/4	PR
3851-34-1.1-4/6			4/6	PR
3851-34-1.1-5/8			5/8	PR
3851-34-1.1-6/10			6/10	Combo
3851-41-1.3-P-2	41	1.3	2	PS
3851-41-1.3-2/3			2/3	PR
3851-41-1.3-3/4			3/4	PR
3851-41-1.3-4/6			4/6	PR
3851-41-1.3-5/8			5/8	PR
3851-41-1.3-1.4/2			1.4/2	PR
3851-54-1.3-2/3	54	1.3	2/3	PR
3851-54-1.3-3/4			3/4	PR
3851-54-1.3-4/6			4/6	PR
3851-54-1.6-2/3	54	1.6	2/3	PR
3851-54-1.6-3/4			3/4	PR
3851-54-1.6-1.4/2			1.4/2	PR
3851-54-1.6-P-1.25			1.25	PS
3851-54-1.6-1/1.4	67	1.6	1/1.4	PR
3851-67-1.6-1/1.4			1/1.4	PR
3851-67-1.6-.7/1			0.7/1	PR
3851-80-1.6-1/1.4	80	1.6	1/1.4	PR
3851-80-1.6-.7/1			0.7/1	PR



► 3851 SANDFLEX® COBRA™ PSG

For production cutting on various types of materials, especially alloyed and stainless steels.

Ground tooth for precise and consistent tooth height.

Precise tooth set for smooth surface finish

	Width	Thickness	TPI	Shape
3851-27-0.9-PSG-2/3	27	0.9	2/3	PSG
3851-27-0.9-PSG-3/4			3/4	PSG
3851-27-0.9-PSG-4/6			4/6	PSG
3851-34-1.1-PSG-2/3	34	1.1	2/3	PSG
3851-34-1.1-PSG-3/4			3/4	PSG
3851-34-1.1-PSG-4/6			4/6	PSG
3851-41-1.3-PSG-1.4/2	41	1.3	1.4/2	PSG
3851-41-1.3-PSG-2/3			2/3	PSG
3851-41-1.3-PSG-3/4			3/4	PSG
3851-41-1.3-PSG-4/6	54	1.6	4/6	PSG
3851-54-1.6-PSG-1.4/2			1.4/2	PSG
3851-54-1.6-PSG-2/3			2/3	PSG
3851-54-1.6-PSG-3/4			3/4	PSG



* To order a blade: Product code + length of the blade.
Explanation TOOTHSHAPES on pages 8-9.

Production Cutting Bi-Metal


► 3854 SANDFLEX® KING COBRA™ PHG™

Developed for cutting harder material. Ground tooth for precise and consistent tooth height.

For high performance cutting of large and difficult to cut work pieces.

Special design in combination with sharp cutting edges for high rate of penetration into the work piece.

HSS tooth edge withstands high heat levels and is wear resistant.

	Width	Thickness	TPI	Shape
3854-27-0.9-PHG-3/4	27	0.9	3/4	PHG
3854-27-0.9-PHG-4/6			4/6	PHG
3854-34-1.1-PHG-2/3	34	1.1	2/3	PHG
3854-34-1.1-PHG-3/4			3/4	PHG
3854-34-1.1-PHG-4/6			4/6	PHG
3854-41-1.3-PHG-1.4/2	41	1.3	1.4/2	PHG
3854-41-1.3-PHG-2/3			2/3	PHG
3854-41-1.3-PHG-3/4			3/4	PHG
3854-54-1.6-PHG-7/1	54	1.6	0.7/1	PHG
3854-54-1.6-PHG-1.4/2			1.4/2	PHG
3854-54-1.6-PHG-2/3			2/3	PHG
3854-67-1.6-PHG-7/1	67	1.6	0.7/1	PHG
3854-67-1.6-PHG-1.4/2			1.4/2	PHG
3854-67-1.6-PHG-1/1.4			1/1.4	PHG

“Be Sharp,
Use Bahco Bandsaws”




► 3854 SANDFLEX® KING COBRA™ PQ

Very positive rake angle allows good penetration into difficult to cut materials.

The wedge angle of 48° gives a strong tooth.

The tooth design improves cutting performance in special alloys with work hardening properties.

The different set levels produce a multi chip cutting profile which reduces cutting forces and improves blade life.

	Width	Thickness	TPI	Shape
3854-27-0.9-PQ-3/4	27	0.9	3/4	PQ
3854-34-1.1-PQ-2/3			2/3	PQ
3854-34-1.1-PQ-3/4	34	1.1	3/4	PQ
3854-41-1.3-PQ-1.4/2			1.4/2	PQ
3854-41-1.3-PQ-2/3	41	1.3	2/3	PQ
3854-41-1.3-PQ-3/4			3/4	PQ
3854-54-1.6-PQ-9/1.2	54	1.6	0.9/1.2	PQ
3854-54-1.6-PQ-1.4/2			1.4/2	PQ
3854-54-1.6-PQ-2/3			2/3	PQ
3854-54-1.6-PQ-3/4	67	1.6	3/4	PQ
3854-67-1.6-PQ-9/1.2			0.9/1.2	PQ
3854-67-1.6-PQ-1.4/2			1.4/2	PQ
3854-67-1.6-PQ-2/3			2/3	PQ




* To order a blade: Product code + length of the blade.
Explanation TOOTHSHAPES on pages 8-9.

Production Cutting Carbide

► 3868 CARBIDE TRIPLE SET® “XTRA”™ TSX

For high efficiency cutting of difficult and abrasive materials. Particularly well suited for materials such as stainless steels, titanium alloys and abrasive tool steels. The triple set tooth design and good kerf clearance help eliminate tooth loss.

	Width	Thickness	TPI	Shape
3868-34-1.1-TSX-2	34	1.1	2	TSX
3868-34-1.1-TSX-2/3			2/3	TSX
3868-34-1.1-TSX-3/4			3/4	TSX
3868-41-1.3-TSX-1.6	41	1.3	1.6	TSX
3868-41-1.3-TSX-1.4/2			1.4/2	TSX
3868-41-1.3-TSX-2			2	TSX
3868-41-1.3-TSX-2/3			2/3	TSX
3868-41-1.3-TSX-3/4			3/4	TSX
3868-54-1.3-TSX-1.4/2			54	1.3
3868-54-1.6-TSX-1/1.25	54	1.6	1/1.25	TSX
3868-54-1.6-TSX-1.6			1.6	TSX
3868-54-1.6-TSX-1.4/2			1.4/2	TSX
3868-54-1.6-TSX-2			2	TSX
3868-54-1.6-TSX-2/3			2/3	TSX
3868-54-1.6-TSX-3/4			3/4	TSX
3868-67-1.6-TSX-.7/1	67	1.6	0.7/1	TSX
3868-67-1.6-TSX-1/1.25			1/1.25	TSX
3868-67-1.6-TSX-1.4/2			1.4/2	TSX
3868-80-1.6-TSX-.7/1	80	1.6	0.7/1	TSX



► 3868 CARBIDE TSS


For high efficiency cutting of difficult and abrasive materials. Designed specifically for cutting stainless steel where vibration is a problem. This blade is pre “run in” using a patented method eliminating vibration from the first cut. The triple set tooth design and good kerf clearance help eliminate tooth loss. Same design as TSX, but with an extremely low noise level. Very suitable in stainless steel applications.

	Width	Thickness	TPI	Shape
3868-41-1.3-TSS-1.4/2	41	1.3	1.4/2	TSS
3868-41-1.3-TSS-2/3			2/3	TSS
3868-54-1.6-TSS-1/1.25	54	1.6	1/1.25	TSS
3868-54-1.6-TSS-1.4/2			1.4/2	TSS
3868-67-1.6-TSS-1/1.25	67	1.6	1/1.25	TSS



► 3881 CARBIDE THQ (Triple High Quad)

Developed for special alloys, particularly where closure is a problem.

	Width	Thickness	TPI	Shape
3881-34-1.1-THQ-2/3	34	1.1	2/3	THQ
3881-41-1.3-THQ-1.4/2	41	1.3	1.4/2	THQ
3881-41-1.3-THQ-2/3			2/3	THQ
3881-54-1.6-THQ-1.4/2	54	1.6	1.4/2	THQ
3881-54-1.6-THQ-2/3			2/3	THQ
3881-67-1.6-THQ-1.4/2	67	1.6	1.4/2	THQ
3881-80-1.6-THQ-1/1.25	80	1.6	1/1.25	THQ



* To order a blade: Product code + length of the blade.
Explanation TOOTHSHAPES on pages 8-9.

Production Cutting Carbide

3881 CARBIDE THS

Same design as THQ, but with an extremely low noise level. Not suitable in titanium applications.

	Width	Thickness	TPI	Shape
3881-41-1.3-THS-1.4/2	41	1.3	1.4/2	THS
3881-54-1.6-THS-1/1.25	54	1.6	1/1.25	THS
3881-54-1.6-THS-1.4/2			1.4/2	THS
3881-67-1.6-THS-1/1.25	67	1.6	1/1.25	THS
3881-67-1.6-THS-1.4/2			1.4/2	THS
3881-80-1.6-THS-.7/1	80	1.6	0.7/1	THS



3860 TMC

For high efficiency cutting of difficult and abrasive materials. This unset carbide blade is very well suited for materials such as stainless steels, titanium and abrasive tool steels.

	Width	Thickness	TPI	Shape
3860-41-1.3-TMC-1.4/2	41	1.3	1.4/2	TMC
3860-54-1.6-TMC-1/1.25	54	1.6	1/1.25	TMC
3860-54-1.6-TMC-1.4/2			1.4/2	TMC
3860-54-1.6-TMC-1.4/2-W			1.4/2	TMCW
3860-67-1.6-TMC-1/1.25	67	1.6	1/1.25	TMC
3860-67-1.6-TMC-1.4/2			1.4/2	TMC
3860-67-1.6-TMC-1.4/2-W			1.4/2	TMCW
3860-80-1.6-TMC-.7/1	80	1.6	0.7/1	TMC



3866 CARBIDE GRIT EDGE

Multi-grit, a carbide grit edged bandsaw blade for cutting complex and abrasive materials. Four different carbide grit sizes. Available as gulleted or continuous cutting edge. Available in standard widths and sizes. Reversibility extends tool life by up to 25%. No teeth to snag or strip. Will cut ceramics, tyres, graphite, fibreglass, cables composite materials, glass hardened steel, super alloys and cast iron.

	Width	Thickness	Shape
3866-6-0.5-G-F	6	0.5	G F
3866-10-0.6-G-M	10	0.65	G M
3866-10-0.6-G-MC			G MC
3866-13-0.6-C-M	13	0.65	C M
3866-13-0.6-G-M			G M
3866-13-0.6-G-MC			G MC
3866-20-0.8-G-M	20	0.8	G M
3866-20-0.8-G-MC			G MC
3866-27-0.9-C-M	27	0.9	C M
3866-27-0.9-C-MC			C MC
3866-27-0.9-G-C			G C
3866-27-0.9-G-MC			G MC
3866-34-1.1-G-C	34	1.1	G C
3866-41-1.3-G-C	41	1.3	G C
3866-54-1.6-G-C	54	1.6	G C



4 different grit edge styles:

F = Fine
M = Medium
MC = Medium Course
C = Coarse

Blade type:
C = Continuous
G = Gulleted


* To order a blade: Product code + length of the blade.
Explanation TOOTHSHAPES on pages 8-9.



Cutting of Tubes and Profiles

► 3853 SANDFLEX® TOP FABRICATOR

For cutting of structural steels, tubes and profiles in bundles or singularly.

Precise tooth set for smooth surface finish.

	Width	Thickness	TPI	Shape
3853-27-0.9-3/4	27	0.9	3/4	PF
3853-27-0.9-4/6			4/6	PF
3853-27-0.9-5/8			5/8	PF
3853-34-1.1-2/3	34	1.1	2/3	PF
3853-34-1.1-3/4			3/4	PF
3853-34-1.1-4/6			4/6	PF
3853-34-1.1-5/8	41	1.3	5/8	PF
3853-41-1.3-2/3			2/3	PF
3853-41-1.3-3/4			3/4	PF
3853-41-1.3-4/6			4/6	PF
3853-41-1.3-5/8	54	1.6	5/8	PF
3853-54-1.6-2/3			2/3	PF
3853-54-1.6-3/4			3/4	PF
3853-54-1.6-4/6	67	1.6	4/6	PF
3853-67-1.6-2/3			2/3	PF
3853-67-1.6-3/4			3/4	PF



* To order a blade: Product code + length of the blade.
Explanation TOOTHSHAPES on pages 8-9.

Foundry Cutting

► 3851 SANDFLEX® COBRA™

For cutting non-ferrous and abrasive materials.
Special tooth design for foundry use.

	Width	Thickness	TPI	Shape
3851-13-0.6-HA-4	13	0.6	4	HA
3851-13-0.6-HA-6			6	HA
3851-13-0.9-HA-4	13	0.9	4	HA
3851-20-0.9-HA-3	20	0.9	3	HA
3851-27-0.9-HA-2	27	0.9	2	HA
3851-27-0.9-HA-3			3	HA

► 3869 CARBIDE TRIPLE SET®

For cutting non-ferrous and abrasive materials.
Perfect for aluminium gates and risers, magnesium, zirconium, plastics and other abrasive materials.
Special design for foundry use; fast cutting and easy feeding.

	Width	Thickness	TPI	Shape
3869-13-0.9-TS-3	13	0.9	3	TS
3869-20-0.9-TS-3	20	0.9	3	TS
3869-20-0.9-TS-4			4	TS
3869-27-0.9-TS-3	27	0.9	3	TS
3869-27-0.9-TS-4			4	TS
3869-29-1.1-TS-2	29	1.1	2	TS
3869-34-1.1-TS-3	34	1.1	3	TS



Packaging Information

Minimum number of loops per packaging / Bi-metal and Carbide 3866, 3868, 3869, 3881, 3860

WIDTH		LENGTH, MM/FT				
MM	INCHES	≤3000 ≤9' – 10"	3001 – 3660 9'10" – 12'0"	3661 – 4120 12'1" – 13'6"	4121 – 5334 13'7" – 17'5"	≥5335 ≥17'5"
≤13	≤1/2	5	5	5	5	5
16-27	5/8-1	5	5	2	2	2
34	1-1/4	2	2	2	2	2
41-80	1-1/2 – 3-1/8	2	2	2	2	2

Coil packaging

WIDTH		LENGTH, MM/FT			
MM	INCHES	76 250'	50 164'	30 100'	15 50'
≤20	≤3/4	X	-	X	X
27-34	1 – 1-1/4	X	-	-	-
≥41	≥1-1/2	-	X	-	-

Coil packaging / Carbide 3866, 3868 and 3869, 3881, 3860 – all sizes random coil, approximately 55 m (180 ft) in length.

* To order a blade: Product code + length of the blade.
Explanation TOOTHSHAPES on pages 8-9.


Trouble Shooting Chart


	Important Facts	Band breakage	Crooked sawing	Tooth breakage	Rough surface	Rapid tooth wear	Vibration	Band slips on wheel
MACHINE	Guides and Guidearms You have to check and adjust guides regularly. Check if worn out and replace if necessary. Position guidearms as close to work piece as possible.	Guides worn out or guide setting too wide	Guides too far apart, worn out, or poorly adjusted Guidearm loose				Guides poorly adjusted	
	Band Wheels The band wheels have to be kept in good condition and properly aligned.	Band wheels worn or too small - try thinner bands						Driving wheel is worn out
	Chip Brush Check that the chip brush is properly adjusted and change it regularly.			Chip brush does not work; gullets filled		Chip brush does not work		
	Band Tension The correct band tension is needed to get a straight cut. Measure with Bahco tensionmeter.	Band tension too high	Band tension too low				Band tension too low	Band tension too low
	Coolant / Cutting Fluid Needed to lubricate and to cool. Check concentration with a Bahco refractometer. Use good coolant. It should reach the cut with low pressure and with generous flow.					Too little coolant or incorrect concentration		
CUTTING DATA	Band Speed The band speed has to be chosen correctly. Check the band speed by using a Bahco tachometer.		Band speed too low		Band speed too low	Band speed too high	Natural vibration-band speed slightly high or slightly low	
	Feed Rate The feed rate has to be chosen so that the teeth of the bandsaw blade can work properly.	Feed rate too high	Feed rate too high	Feed rate too high	Feed rate too high	Feed rate too high or too low	Feed rate too high or too low	Feed rate too high
BANDSAW BLADE	Tooth Pitch The selection of the right tooth pitch is just as important as choosing the right feed and speed.		Tooth pitch too fine	Tooth pitch too fine Gullets filled	Tooth pitch too coarse	Tooth pitch too fine		
	Tooth Shape Every tooth shape has its ideal application.			Tooth shape too weak		Wrong tooth shape selection	Use combo	
	Running In A new bandsaw blade should be run in to obtain maximum bandsaw lifetime. Never saw in old kerf.				Band not properly run in	Band not properly run in	Band not properly run in	
	Blade Life All blades wear out eventually. Look for signs of wear.		Blade worn out		Blade worn out			Blade worn out
WORKPIECE	Surface A bad surface (scale) of the work piece will shorten the life of the blade. Lower the band speed.					Surface defects, i.e. scale, rust, sand		
	Clamping Securely clamp work pieces, especially when bundle cutting. Do not use bent or damaged work pieces.			Work piece moves			Work piece not properly clamped	

Sawing Aids

▶ 3870 - BRUSH

Chip brushes are used to clean the gullet from a bandsaw blade and are vital for optimum performance of the bandsaw blade. Made out of strong nylon and available in 6 sizes. Code gives outer and bore diameter in mm.




	Pack Qty.	Weight g
3870-BRUSH-60-6	4	50
3870-BRUSH-80-6	4	50
3870-BRUSH-80-8	4	50
3870-BRUSH-80-10	4	50
3870-BRUSH-100-10	4	130
3870-BRUSH-100-12	4	130

▶ 3870 - WEDGE

A steel wedge, 75 mm (3") long, to help prevent the bandsaw blade from pinching when it is cutting materials that have high stress and tend to close the kerf whilst cutting.



	Pack Qty.	Weight g
3870-WEDGE-3	5	60

▶ 3870 - GLOVE

A general purpose work glove. Available in packs of 12.



	Pack Qty.	Weight g
3870-GLOVE	12	223

▶ 3870 - TACHOMETER

This computerized bandsaw blade tachometer instantly presents the actual band speed in ft/min, m/min on a LED display.



	Pack Qty.	Weight g
3870-TACHOMETER	1	400

▶ 3870 - TENSIONMETER

Proper tension is necessary to provide straight cuts and long blade life, thereby reducing the cost per cut.

Bahco's tensionmeter is designed for easy, accurate measurement of the correct blade tension of all bandsaws.



	Pack Qty.	Weight g
3870-TENSIONMETER	1	680

▶ 3870 - REFRACTOMETER

Proper coolant concentration is as important as band speed or feed. It is easily checked with the refractometer.



	Pack Qty.	Weight g
3870-REFRACTOMETER	1	260

▶ 3870 - BANDCALC™



BandCalc™ is an interactive computer software program available on CD that quickly determines the best bandsaw for a specific application based on the users requirements - material to be cut, machine, workpiece, etc.

	Pack Qty.	Weight g
3870-BANDCALC	1	45

▶ 3870 - SAFETY GLASSES



Sleek and sporty glasses designed for safety and comfort.

	Pack Qty.	Weight g
3870-SAFETYGLASSES	12	45

► HOLESAWS DESIGNED FOR PROFESSIONAL USE

Bahco holesaws set a new standard in precision, quality, durability and versatility.

So no matter what you are cutting through, we have the holesaws and arbors to tackle the job, time after time.

Every aspect of a Bahco holesaw is engineered to improve a worker's productivity and craftsmanship from the design of the cutting edges to the technologies used to produce the holesaws. Bahco holesaws fit all standard portable drills and drill presses.

BI-METAL HOLESAWS

- Create clean, accurate holes in most machinable materials
- High speed cutting edge is laser welded to tough steel alloy back
- Knockout holes allow easy core removal
- Diameters from 9/16" to 8.1/4". From 14 mm to 210 mm
- Cutting depth for all diameters is 1 1/2". 38 mm

CARBIDE-TIPPED HOLESAWS

- Carbide saws cut clean holes in ceramics, brick, slate, laminate, fibreglass and hardwood
- Carbide tips are fusion welded to the backing material
- Knockout holes allow easy core removal
- Diameters from 9/16" to 8.1/4". From 14 mm to 210 mm
- Cutting depth for all diameters is 1 1/2". 38 mm



Holesaws System

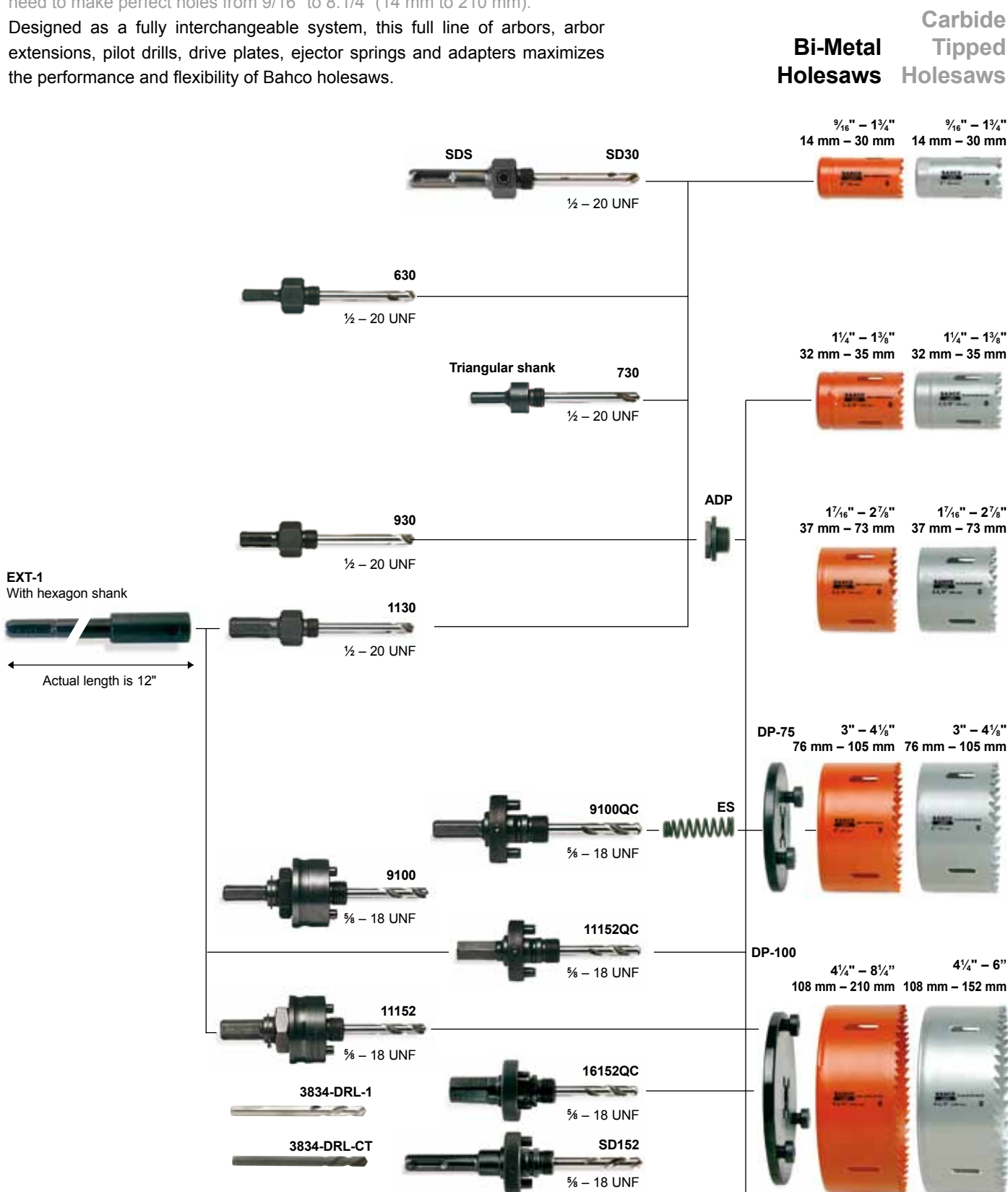
► THE BAHCO HOLESAW SYSTEM

“Sandflex® Bi-Metal Technology

A visionary solution, still ahead of its time”

A complete line of saws, arbors, drive plates and accessories – everything you need to make perfect holes from 9/16" to 8 1/4" (14 mm to 210 mm).


Designed as a fully interchangeable system, this full line of arbors, arbor extensions, pilot drills, drive plates, ejector springs and adapters maximizes the performance and flexibility of Bahco holesaws.



▶ 3830 SANDFLEX® BI-METAL HOLESAWS

Bahco Sandflex® bi-metal holesaws perform in materials such as wood, plastics, non ferrous and ferrous steel including stainless steel. Fit all power drills, both stationary and portable. Knockout holes allow easy removal of cores. Cutting depth max. 38 mm (1 1/2") 4/6 teeth per inch. All holesaws are packed in a cardboard box with an instruction leaflet enclosed.

Max. holesize = nominal holesaw size +1.5 mm/-0.0 mm extra large size. 168 mm and 210 mm 6 TPI (R6). Cutting depth max. 38 mm. 177 mm 4/6 TPI. Cutting depth max 50 mm.


	Pack Qty.	mm	inch	Weight g
3830-14-VIP	6	14	9/16	20
3830-16-VIP	6	16	5/8	20
3830-17-VIP	6	17	11/16	30
3830-19-VIP	6	19	3/4	30
3830-20-VIP	6	20	25/32	30
3830-21-VIP	6	21	13/16	40
3830-22-VIP	6	22	7/8	40
3830-24-VIP	6	24	15/16	55
3830-25-VIP	6	25	1	55
3830-27-VIP	6	27	1 1/16	70
3830-29-VIP	6	29	1 1/8	70
3830-30-VIP	6	30	1 3/16	70
3830-32-VIP	6	32	1 1/4	70
3830-33-VIP	6	33	1 5/16	70
3830-35-VIP	6	35	1 3/8	70
3830-37-VIP	6	37	1 7/16	80
3830-38-VIP	6	38	1 1/2	80
3830-40-VIP	6	40	1 9/16	80
3830-41-VIP	6	41	1 5/8	80
3830-43-VIP	6	43	1 11/16	90
3830-44-VIP	6	44	1 3/4	100
3830-46-VIP	6	46	1 13/16	100
3830-48-VIP	6	48	1 7/8	100
3830-50-VIP	6	50	1 9/10	120
3830-51-VIP	6	51	2	120
3830-52-VIP	4	52	2 1/16	120
3830-54-VIP	4	54	2 1/8	140
3830-55-VIP	4	55	2 1/12	160
3830-56-VIP	4	56	2 3/16	140
3830-57-VIP	4	57	2 1/4	140
3830-59-VIP	4	59	2 5/16	140
3830-60-VIP	4	60	2 3/8	160
3830-62-VIP	4	62	2 7/16	160
3830-64-VIP	4	64	2 1/2	180
3830-65-VIP	4	65	2 9/16	180
3830-67-VIP	4	67	2 5/8	200
3830-68-VIP	4	68	2 11/16	220
3830-70-VIP	4	70	2 3/4	220
3830-73-VIP	4	73	2 7/8	220
3830-76-VIP	4	76	3	240
3830-79-VIP	4	79	3 1/8	260
3830-83-VIP	4	83	3 1/4	260
3830-86-VIP	4	86	3 3/8	260
3830-89-VIP	4	89	3 1/2	270
3830-92-VIP	4	92	3 5/8	270
3830-95-VIP	4	95	3 3/4	270
3830-98-VIP	4	98	3 7/8	300
3830-102-VIP	4	102	4	320
3830-105-VIP	4	105	4 1/8	320
3830-108-VIP	4	108	4 1/4	350
3830-111-VIP	4	111	4 3/8	350
3830-114-VIP	4	114	4 1/2	360
3830-121-VIP	1	121	4 3/4	410
3830-127-VIP	1	127	5	520
3830-133-VIP	1	133	5 1/4	560
3830-140-VIP	1	140	5 1/2	560
3830-146-VIP	1	146	5 3/4	570
3830-152-VIP	1	152	6	610
3830-177-HIGH	1	177	7	1340
3830-210	1	210	8 1/4	750



Carbide

▶ 3832 CARBIDE HOLESAWS

Bahco carbide tipped holesaws are capable of cutting through brick and ceramic tiles, laminate, fibreglass and hardwood. Fit all power drills, both stationary and portable. Knockout holes allow easy removal of cores. Cutting depth 38 mm (1 1/2"), ground teeth, 4 TPI. Max. holesize = nominal holesaw size +1.5 mm / - 0.0 mm.

	Pack Qty.	mm	inch	Weight g
3832-14	6	14	9/16	20
3832-16	6	16	5/8	20
3832-17	6	17	11/16	30
3832-19	6	19	3/4	30
3832-20	6	20	6/8	30
3832-21	6	21	13/16	40
3832-22	6	22	7/8	40
3832-24	6	24	15/16	55
3832-25	6	25	1	55
3832-27	6	27	1 1/16	70
3832-29	6	29	1 1/8	70
3832-30	6	30	1 3/16	70
3832-32	6	32	1 1/4	70
3832-33	6	33	1 5/16	70
3832-35	6	35	1 3/8	70
3832-37	6	37	1 7/16	80
3832-38	6	38	1 1/2	80
3832-40	6	40	1 9/16	80
3832-41	6	41	1 5/8	80
3832-43	6	43	1 11/16	90
3832-44	6	44	1 3/4	100
3832-46	6	46	1 13/16	100
3832-48	6	48	1 7/8	100
3832-51	6	51	2	120
3832-52	4	52	2 1/16	120
3832-54	4	54	2 1/8	140
3832-56	4	56	2 1/4	140
3832-57	4	57	2 1/4	140
3832-59	4	59	2 5/16	140
3832-60	4	60	2 3/8	160
3832-64	4	64	2 1/2	180
3832-65	4	65	2 9/16	180
3832-67	4	67	2 5/8	200
3832-68	4	68	2 11/16	220
3832-70	4	70	2 3/4	220
3832-73	4	73	2 7/8	220
3832-76	4	76	3	240
3832-79	4	79	3 1/8	260
3832-83	4	83	3 1/4	260
3832-86	4	86	3 3/8	260
3832-89	4	89	3 1/2	270
3832-92	4	92	3 5/8	270
3832-95	4	95	3 3/4	270
3832-98	4	98	3 7/8	300
3832-102	4	102	4	320
3832-105	4	105	4 1/8	320
3832-108	4	108	4 1/4	350
3832-111	4	111	4 3/8	350
3832-114	4	114	4 1/2	360
3832-121	1	121	4 3/4	410
3832-127	1	127	5	520
3832-133	1	133	5 1/4	560
3832-140	1	140	5 1/2	560
3832-146	1	146	5 3/4	570
3832-152	1	152	6	610



Bahco Holesaws Sets

Assortments of most holesaws and accessories most commonly used by the trades, especially electricians and plumbers.

▶ 11 Piece Holesaw SET 3834-SET-103

Includes:	
Holesaws:	3830-16-VIP 16 mm 5/8"
	3830-19-VIP 19 mm 3/4"
	3830-24-VIP 24 mm 15/16"
	3830-29-VIP 29 mm 1 1/8"
	3830-38-VIP 38 mm 1 1/2"
	3830-44-VIP 44 mm 1 3/4"
	3830-57-VIP 57 mm 2 1/4"
	3830-67-VIP 67 mm 2 5/8"
Arbors:	3834-ARBR-930 (14-30 mm)
	3834-ARBR-9100 (32-100 mm)
Pilot drill:	3834-DRL



▶ 8 Piece Holesaw SET 3834-SET-62

Includes:	
Holesaws:	3830-19-VIP 19 mm 3/4"
	3830-21-VIP 21 mm 13/16"
	3830-22-VIP 22 mm 7/8"
	3830-29-VIP 29 mm 1 1/8"
	3830-38-VIP 38 mm 1 1/2"
	3830-48-VIP 48 mm 1 7/8"
Arbors:	3834-ARBR-930 (14-30 mm)
	3834-ARBR-9100 (32-100 mm)



▶ 6 Piece Holesaw SET 3834-SET-42

Includes:	
Holesaws:	3830-51-VIP 51 mm 2"
	3830-76-VIP 76 mm 3"
	3830-86-VIP 86 mm 3 3/8"
	3830-111-VIP 111 mm 4 3/8"
Arbors and accessories:	3834-ARBR-9100 (32-100 mm)
	3834-ES - Ejector spring



▶ 8 Piece Holesaw SET 3834-SET-62-16/50

Includes:	
Holesaws:	3830-16-VIP 16 mm 5/8"
	3830-20-VIP 20 mm 25/32"
	3830-25-VIP 25 mm 1"
	3830-32-VIP 32 mm 1 1/4"
	3830-40-VIP 40 mm 1 9/16"
	3830-50-VIP 50 mm 2"
	3834-ARBR-930 (14-30 mm)
Arbors:	3834-ARBR-9100 (32-100 mm)



▶ 13 Piece Holesaw SET 3834-SET-53

Includes:	
Holesaws:	3830-19-VIP 19 mm 3/4"
	3830-22-VIP 22 mm 7/8"
	3830-25-VIP 25 mm 1"
	3830-29-VIP 29 mm 1 1/8"
	3830-30-VIP 30 mm 1 3/16"
	3830-35-VIP 35 mm 1 3/8"
	3830-37-VIP 37 mm 1 7/16"
	3830-41-VIP 41 mm 1 5/8"
	3830-52-VIP 52 mm 2 1/16"
	3830-60-VIP 60 mm 2 3/8"
	3830-79-VIP 79 mm 3 1/8"
	3834-ARBR-930 (14-30 mm)
Arbors:	3834-ARBR-9100 (32-100 mm)



▶ 11 Piece Holesaw SET 3834-SET-65-16/51

Includes:	
Holesaws:	3830-16-VIP 16 mm 5/8"
	3830-20-VIP 20 mm 25/32"
	3830-25-VIP 25 mm 2"
	3830-32-VIP 32 mm 1 1/4"
	3830-40-VIP 40 mm 1 9/16"
	3830-51-VIP 51 mm 2"
Arbors:	3834-ARBR-1130 (14-30 mm)
	3834-ARBR-11152 (32-210 mm)
Pilot drill and accessories:	3834-DRL
	Hexagonal key
	Chip brush



▶ 7 Piece Holesaw SET 3834-SET-61

Includes:	
Holesaws:	3830-44-VIP 44 mm 1 3/4"
	3830-51-VIP 51 mm 2"
	3830-57-VIP 57 mm 2 1/4"
	3830-73-VIP 73 mm 2 7/8"
	3830-86-VIP 86 mm 3 3/8"
Arbors:	3830-114-VIP 114 mm 4 1/2"
	3834-ARBR-9100 (32-100 mm)



▶ 11 Piece Holesaw SET 3834-SET-65-22/64

Includes:	
Holesaws:	3830-22-VIP 22 mm 7/8"
	3830-29-VIP 29 mm 1 1/8"
	3830-35-VIP 35 mm 1 3/8"
	3830-44-VIP 44 mm 1 3/4"
	3830-51-VIP 51 mm 2"
	3830-64-VIP 64 mm 2 1/2"
Arbors:	3834-ARBR-1130 (14-30 mm)
	3834-ARBR-11152 (32-210 mm)
Pilot drill:	3834-DRL



Bahco Holesaws Sets

9 Piece Holesaw SET 3834-SET-72

Includes:	
Holesaws:	3830-19-VIP 19 mm 3/4"
	3830-22-VIP 22 mm 7/8"
	3830-29-VIP 29 mm 1 1/8"
	3830-35-VIP 35 mm 1 3/8"
	3830-44-VIP 44 mm 1 3/4"
	3830-51-VIP 51 mm 2"
	3830-64-VIP 64 mm 2 1/2"
Arbors:	3834-ARBR-930 (14-30 mm)
	3834-ARBR-9100 (32-100 mm)



14 Piece Holesaw SET 3834-SET-87

Includes:	
Holesaws:	3830-19-VIP 19 mm 3/4"
	3830-22-VIP 22 mm 7/8"
	3830-29-VIP 29 mm 1 1/8"
	3830-38-VIP 38 mm 1 1/2"
	3830-43-VIP 43 mm 1 3/4"
	3830-48-VIP 48 mm 1 7/8"
	3830-52-VIP 52 mm 2 1/16"
	3830-65-VIP 65 mm 2 9/16"
Arbors:	3834-ARBR-930 (14-30 mm)
	3834-ARBR-9100 (32-100 mm)
Pilot drill and accessories:	3834-DRL
	3834-ES
	Hexagonal key
Chip brush	



9 Piece Holesaw SET 3834-SET-73

Includes:	
Holesaws:	3830-16-VIP 16 mm 5/8"
	3830-22-VIP 22 mm 7/8"
	3830-51-VIP 51 mm 2"
	3830-57-VIP 57 mm 2 1/4"
	3830-73-VIP 73 mm 2 7/8"
	3830-76-VIP 76 mm 3"
	3830-92-VIP 92 mm 3 5/8"
Arbors:	3834-ARBR-930 (14-30 mm)
	3834-ARBR-9100 (32-100 mm)



11 Piece Holesaw SET 3834-SET-92

Includes:	
Holesaws:	3830-16-VIP 16 mm 5/8"
	3830-22-VIP 22 mm 7/8"
	3830-25-VIP 25 mm 1"
	3830-29-VIP 29 mm 1 1/8"
	3830-32-VIP 32 mm 1 1/4"
	3830-41-VIP 41 mm 1 5/8"
	3830-51-VIP 51 mm 2"
	3830-73-VIP 73 mm 2 7/8"
Arbors:	3830-83-VIP 83 mm 3 1/4"
	3834-ARBR-930 (14-30 mm)
	3834-ARBR-9100 (32-100 mm)



10 Piece Holesaw SET 3834-SET-73-22/68

Includes:	
Holesaws:	3830-22-VIP 22 mm 7/8"
	3830-29-VIP 29 mm 1 1/8"
	3830-35-VIP 35 mm 1 3/8"
	3830-44-VIP 44 mm 1 3/4"
	3830-51-VIP 51 mm 2"
	3830-64-VIP 64 mm 2 1/2"
	3830-68-VIP 68 mm 2 11/16"
Arbors:	3834-ARBR-1130 (14-30 mm)
	3834-ARBR-11152 (32-210 mm)
Pilot drill:	3834-DRL



13 Piece Holesaw SET 3834-SET-94

Includes:	
Holesaws:	3830-16-VIP 16 mm 5/8"
	3830-19-VIP 19 mm 3/4"
	3830-22-VIP 22 mm 7/8"
	3830-25-VIP 25 mm 1"
	3830-30-VIP 30 mm 1 3/16"
	3830-35-VIP 35 mm 1 3/8"
	3830-41-VIP 41 mm 1 5/8"
	3830-51-VIP 51 mm 2"
Arbors:	3830-67-VIP 67 mm 2 5/8"
	3834-ARBR-1130 (14-30 mm)
	3834-ARBR-11152 (32-210 mm)
Accessories:	Hexagonal key
	Chip brush



12 Piece Holesaw SET 3834-SET-86

Includes:	
Holesaws:	3830-25-VIP 25 mm 1"
	3830-32-VIP 32 mm 1 1/4"
	3830-35-VIP 35 mm 1 3/8"
	3830-51-VIP 51 mm 2"
	3830-54-VIP 54 mm 2 1/8"
	3830-76-VIP 76 mm 3"
	3830-92-VIP 92 mm 3 5/8"
Arbors:	3830-114-VIP 114 mm 4 1/2"
	3834-ARBR-1130 (14-30 mm)
	3834-ARBR-11152 (32-210 mm)
Pilot drill and accessories:	3834-DRL
	Hexagonal key
Adapter:	3834-ADP



13 Piece Holesaw SET 3834-SET-95

Includes:	
Holesaws:	3830-16-VIP 16 mm 5/8"
	3830-19-VIP 19 mm 3/4"
	3830-22-VIP 22 mm 7/8"
	3830-29-VIP 29 mm 1 1/8"
	3830-35-VIP 35 mm 1 3/8"
	3830-44-VIP 44 mm 1 3/4"
	3830-52-VIP 52 mm 2 1/16"
	3830-57-VIP 57 mm 2 1/4"
Arbors:	3830-64-VIP 64 mm 2 1/2"
	3834-ARBR-1130 (14-30 mm)
	3834-ARBR-11152 (32-210 mm)
Pilot drill and accessories:	3834-DRL
	Hexagonal key
Chip brush	



▶ ARBORS FOR HOLESAWS 14-210 mm

Select an appropriate arbor according to holesaw size and chuck size of drilling equipment.

3834-ARBR-730, for holesaws 14-30 mm, is an arbor with triangular shank and round arbor body. For sturdier design and easier removal of 14-30 mm holesaws select arbors with hexagonal shank and hexagonal body, i.e. 3834-ARBR-630, -930, -1130.

The design of arbors for 32-210 mm holesaws, 3834-ARBR-9100, -11152 and -16152 Power Driver™, eliminates play and increases the strength of the holesaw by redistributing the load from the thread to the solid cap. The Power Driver™ arbors must be used with hand held machines and when operating with high work load in static machines. QC arbors have a quick change mechanism and tools are not required to change holesaws.

All arbors are hardened for maximum strength. Large arbors, for holesaws 32-210 mm, have drive pins to transfer large cutting force from power unit to the holesaw. We recommend not to use arbors with 9 mm (11/32") shank for holesaws above size 100 mm (4"). An HSS Pilot drill (3834-DRL) is included with all arbors. When cutting in abrasive materials we recommend the use of carbide tipped pilot drill, 3834-DRL-CT.



	Pack Qty.	mm	inch	mm	inch	Weight g
Fits Holesaws 9/16"-1 3/16", 14-30 mm, Industrial Box						
3834-ARBR-630	1	6.4	1/4	8	5/16	70
3834-ARBR-730	1	6.4 TRI	1/4 TRI	8	5/16	60
3834-ARBR-930	1	8.5	11/32	10	3/8	80
3834-ARBR-1130	1	11.1	7/16	13	1/2	90
Fits Holesaws 9/16"-1 3/16", 14-30 mm, Individually Carded						
3834-ARBR-630-C	1	6.4	1/4	8	5/16	70
3834-ARBR-730-C	1	6.4 TRI	1/4 TRI	8	5/16	60
3834-ARBR-930-C	1	8.5	11/32	10	3/8	80
3834-ARBR-1130-C	1	11.1	7/16	13	1/2	90
Fits Holesaws 1 1/4"-8 1/4", 32-210 mm, Industrial Box						
3834-ARBR-11152	1	11.1	7/16	13	1/2	260
3834-ARBR-16152	1	15.4	5/8	20	3/4	310
3834-ARBR-11152QC	1	11.1	7/16	13	1/2	250
Fits Holesaws 1 1/4"-8 1/4", 32-210 mm, Individually Carded						
3834-ARBR-11152-C	1	11.1	7/16	13	1/2	260
3834-ARBR-11152QC-C	1	11.1	7/16	13	1/2	250
Fits Holesaws 1 1/4"-4", 32-100 mm, Industrial Box						
3834-ARBR-9100	1	8.5	11/32	10	3/8	250
3834-ARBR-9100QC	1	8.5	11/32	10	3/8	160
Fits Holesaws 1 1/4"-4", 32-100 mm, Individually Carded						
3834-ARBR-9100-C	1	8.5	11/32	10	3/8	250
3834-ARBR-9100QC-C	1	8.5	11/32	10	3/8	160

Accessories


OTHER PARTS

Pilot drill: 3834-DRL. The HSS pilot drill bores a hole in the workpiece before the teeth of the holesaw become engaged, guiding and keeping the holesaw in the correct position during the sawing operation.

3834-DRL fits all arbors. Standard drill in all arbors.

Pilot Drill: 3834-DRL-CT. Carbide tipped pilot drill - Multi purpose CT - drill has a high grade carbide tip with special properties, hardness and geometry. It was specially designed to provide one tool to cover many different materials. It enables high cutting performance in all machinable material from wood and plastic to brick and concrete. Fits all arbors.

	Pack Qty.	A mm	A inch	B mm	B inch	Weight g
Fits arbors -730, -930, -1130, -9100QC, -11152QC, -16152QC						
3834-DRL	1	6.35	1/4	81	3 3/16	20
Fits arbors -730, -930, -1130, -9100QC, -11152QC, -16152QC						
3834-DRL-CT	1	6.35	1/4	84	3 5/16	35



Extension: 3834-EXT

Extension for difficult to reach applications.

	Pack Qty.	mm	inch	mm	inch	Weight g
Fits arbors -1130, -11152, -11152QC						
3834-EXT-1	1	11.1	7/16	330	12	340
Fits arbors -930, -9100						
3834-EXT-2	1	8.5	11/32	330	12	340



Arbor adaptor: 3834-ADP

Adapts small arbor thread (1/2"-20 UNF) to accommodate large holesaw thread (5/8"-18 UNF). Not recommended for holesaws larger than 44 mm. 19 mm across the flats.

Fits holesaw 32-44 mm.

	Pack Qty.	Weight g
Fits arbors -630, -730, -930, -1130		
3834-ADP	1	20



Ejector spring: 3834-ES

For pilot drills, to facilitate core removal.

	Pack Qty.	Weight g
Fits pilot Drill 3834-DRL		
3834-ES	1	10



Morse taper adaptors: 3834-MRS

Converts the arbor hexagonal shank to suit Morse taper system on stationary machine.

	Pack Qty.	Weight g
Fits arbors -1130, -11152, -11152QC		
3834-MRS-2	1	220
Fits Arbor -16152		
3834-MRS-3	1	220



Reciprocating Sawblades

► QUICK, ACCURATE AND SAFE CUTTING THROUGH A WIDE RANGE OF MATERIALS

Bahco offers a range of reciprocating sawblades that is up to every cutting task.

Built using the most advanced alloys and tooth designs, Bahco reciprocating sawblades combine high strength (and shatter resistance) with greater cutting power and control. That's why they let you produce faster, cleaner and more accurate cuts, time after time.


The Bahco line of reciprocating sawblades is truly unique. With three separate types, each is available in a wide range of designs, lengths and toothings. There is a blade that is perfect for every application.

BAHCO CARBIDE BLADES

- Tough carbide blade delivers impressive cutting power and life
- Exceptional performance

BAHCO BI-METAL BLADES

- Hardened high speed steel teeth provide aggressive bite into toughest materials
- High performance tooth design resistant to chipping
- Spring steel backing provides flexibility and resilience to prevent shattering



Choosing the Right Reciprocating Blade

How to select the perfect blade for the job from Bahco comprehensive line of professional grade reciprocating sawblades.

► STEP 1: DETERMINE THE RIGHT TOOTHING

Bahco reciprocating sawblades feature aggressive, precision-ground teeth. In addition, many bi-metal blades feature variable teeth spacing. It all adds up to unbeatable sawing performance and versatility. Material type and thickness determine which toothing pattern and TPI will work best.

1. Select material and dimension with the help of the material guide
2. Choose group of toothings (TPI's) which can be used for the application

Material thickness mm	Metal/ Steel	Plastic	Laminates/ Chipboard	Wood	Plaster boards	Ceramics/ Glass/ Tiles	Bricks/ Fibreglass
>50		4/6	4/6	7" 4/6			3*
20-50	5/8	5/8 6 8 10	5/8 6 8 10	7" 5/8 8 10	5/8 6 8 10		6**
10-20	8/12 14	8/12 14	8/12 14	8/12 14	8/12 14		6**
3-10	18	18	18	18	18	GRIT	
0-3	24	24	24	24			

“Difficult applications require a specialist blade”

The numbers in the table stands for the number of teeth per inch (TPI).

* Wood-cutting blades. Special blades for pure wood cutting.

** Blades with carbide-tipped teeth for cutting abrasive non-ferrous material.

While using reciprocating sawblades in wood with embedded nails we recommend a slightly higher TPI than for pure wood cutting.

► STEP 2: IDENTIFY AND CHOOSE THE RIGHT BAHCO RECIPROCATING SAWBLADE

Here is how to read product codes for Bahco reciprocating sawblades.

Example: 3840- 150- 14- ST- 5P

Blade Material Blade Length in mm Teeth Per Inch (TPI) Blade shape: ST = Standard; UST = U-shank
SL = Slope; SC = Scroll
DSL = Demolition Slope Packaging Quantity: 1, 2, 5, 10, 100 depending on product



▶ 3840 SANDFLEX® ST/SL/SC

New assortment with improved performance and precision-ground teeth. Virtually unbreakable Sandflex® bi-metal blade for all materials and type of cut. Specially developed for cutting metal.

ST (Standard) For straight and quick cutting of metal, plastic, laminates and wood with nails.

Blade length: 100, 150, 228, 253 and 300 mm.

Toothing: 6, 8/12, 10, 14, 18 and 24 teeth per inch.



	Blade-length mm	Blade Thickness mm	
5-PACK			
3840-100-6-ST-5P	100	1.3	6
3840-100-10-ST-5P	100	0.9	10
3840-100-14-ST-5P	100	0.9	14
3840-100-18-ST-5P	100	0.9	18
3840-100-24-ST-5P	100	0.9	24
3840-150-6-ST-5P	150	1.3	6
3840-150-8/12-ST-5P	150	0.9	8/12
3840-150-10-ST-5P	150	0.9	10
3840-150-14-ST-5P	150	0.9	14
3840-150-18-ST-5P	150	0.9	18
3840-150-24-ST-5P	150	0.9	24
3840-228-8/12-ST-5P	228	1.3	8/12
3840-228-10-ST-5P	228	0.9	10
3840-228-14-ST-5P	228	0.9	14
3840-228-18-ST-5P	228	0.9	18
3840-300-14-ST-5P	300	0.9	14
3840-300-18-ST-5P	300	0.9	18
10-PACK			
3840-100-6-ST-10P	100	1.3	6
3840-100-10-ST-10P	100	0.9	10
3840-100-14-ST-10P	100	0.9	14
3840-100-18-ST-10P	100	0.9	18
3840-100-24-ST-10P	100	0.9	24
3840-150-6-ST-10P	150	1.3	6
3840-150-8/12-ST-10P	150	0.9	8/12
3840-150-10-ST-10P	150	0.9	10
3840-150-14-ST-10P	150	0.9	14
3840-150-18-ST-10P	150	0.9	18
3840-150-24-ST-10P	150	0.9	24
3840-228-8/12-ST-10P	228	1.3	8/12
3840-228-10-ST-10P	228	0.9	10
3840-228-14-ST-10P	228	0.9	14
3840-228-18-ST-10P	228	0.9	18
3840-300-14-ST-10P	300	0.9	14
3840-300-18-ST-10P	300	0.9	18
100-PACK			
3840-150-10-ST-100P	150	0.9	10
3840-150-14-ST-100P	150	0.9	14
3840-150-18-ST-100P	150	0.9	18
3840-150-24-ST-100P	150	0.9	24
3840-150-8/12-ST-100P	150	1.3	8/12
3840-228-8/12-ST-100P	228	0.9	8/12
3840-228-10-ST-100P	228	0.9	10
3840-228-14-ST-100P	228	0.9	14
3840-228-18-ST-100P	228	0.9	18
3840-300-14-ST-100P	300	0.9	14
3840-300-18-ST-100P	300	0.9	18

SL (Slope) For all-round cutting of metal, plastic, laminates and wood with nails.

Blade length: 150, 228 and 300 mm.

Toothing: 5/8, 6 and 8/12 teeth per inch.



	Blade-length mm	Blade Thickness mm	
5-PACK			
3840-150-5/8-SL-5P	150	1.3	5/8
3840-228-6-SL-5P	228	1.3	6
3840-300-6-SL-5P	300	1.3	6
3840-300-8/12-SL-5P	300	1.3	8/12
10-PACK			
3840-150-5/8-SL-10P	150	1.3	5/8
3840-228-6-SL-10P	228	1.3	6
3840-300-6-SL-10P	300	1.3	6
3840-300-8/12-SL-10P	300	1.3	8/12
100-PACK			
3840-150-5/8-SL-100P	150	1.3	5/8

SC (Scroll) For contour sawing of metal, plastic, laminates, wood with nails.

Blade length: 100 and 150 mm.

Toothing: 4/6, 10, 14 and 18 teeth per inch.



	Blade-length mm	Blade Thickness mm	
5-PACK			
3840-100-10-SC-5P	100	0.9	10
3840-100-14-SC-5P	100	0.9	14
3840-100-18-SC-5P	100	0.9	18
3840-150-4/6-SC-5P	150	1.3	4/6
10-PACK			
3840-150-4/6-SC-10P	150	1.3	4/6



Bi-Metal

3840 SANDFLEX® DSL

Sandflex® blades are a series of extra thick and wide saw blades for demolition and heavy-duty work. Perfect for nail-embedded wood. Slope shaped for various types of cut.

DSL (Demolition slope)

Blade length: 150, 228 and 300 mm.

Toothing: 5/8 teeth per inch.



	Blade-length mm	Blade Thickness mm	
5-PACK			
3840-150-5/8-DSL-5P	150	1.6	5/8
3840-228-5/8-DSL-5P	228	1.6	5/8
3840-300-5/8-DSL-5P	300	1.6	5/8
10-PACK			
3840-150-5/8-DSL-10P	150	1.6	5/8
3840-228-5/8-DSL-10P	228	1.6	5/8
3840-300-5/8-DSL-10P	300	1.6	5/8

3840 PALLET CUTTING BLADE

Designed for pallet repair shops. Unique V-shape front design prevents the blade from jamming in the wood when cutting nails in damaged parts of the pallet.



	Blade-length mm	Blade Thickness mm	
10-PACK			
3840-228-10/14-PR09-10P	228	0.9	10/14
3840-228-10/14-PR13-10P	228	1.3	10/14
100-PACK			
3840-228-10/14-PR09-100P	228	0.9	10/14
3840-228-10/14-PR13-100P	228	1.3	10/14

3840-P PALLET SAWBLADES

Especially developed sawblade for transport pallet repairs. Used in pneumatic hand held saw machines, to cut nails in order to replace damaged parts on a transport pallet.

	Blade-length mm	Blade Thickness mm	
100-PACK			
3840-220-24	220	0.75	24
3840-260-24	260	0.75	24

3840 SANDFLEX® UST

Sandflex® blades are a series of saw blades with extra wide U-shank, Rems, Roller, Hitachi, and Flex machines. Suitable for steel and metal applications. These extra wide blades are normally used for cutting in pipes.

UST (U-shank standard)

Blade length: 150, 200 and 300 mm.

Toothing: 8 and 10/14 teeth per inch.



	Blade-length mm	Blade Thickness mm	
5-PACK			
3840-150-8-UST-5P	150	1.6	8
3840-200-8-UST-5P	200	1.6	8
3840-300-8-UST-5P	300	1.6	8
3840-150-10/14-UST-5P	150	1.6	10/14
3840-200-10/14-UST-5P	200	1.6	10/14
3840-300-10/14-UST-5P	300	1.6	10/14

3840 WOOD

Bi-metal blades with special toothing for all-round wood-cutting.

The toothing allows considerably faster cross-cutting and ripping compared to traditional blades.

The blade is coated for minimum friction.

Blade length: 150, 228 and 300 mm.

Toothing: 7 teeth per inch.



	Blade-length mm	Blade Thickness mm	
5-PACK			
3842-150-7-SL-5P	150	1.0	7
3842-228-7-SL-5P	228	1.0	7
3842-300-7-SL-5P	300	1.0	7
10-PACK			
3842-150-7-SL-10P	150	1.0	7
3842-228-7-SL-10P	228	1.0	7
3842-300-7-SL-10P	300	1.0	7

Carbide



▶ 3846 CARBIDE

Blade with carbide-tipped teeth. Ideal for demanding building and industrial applications, such as cutting of bricks, porous concrete, Leca, Siporex, fibreglass and plastic laminates.

Blade length: 150, 228 and 300 mm.

Toothing: 3 and 6 teeth per inch.




	Blade-length mm	Blade Thickness mm	
1-PACK			
3846-150-6-SL-1P	150	0.9	6
3846-228-3-ST-1P	228	1.3	3
3846-228-6-ST-1P	228	0.9	6
3846-300-3-ST-1P	300	1.3	3

▶ 3846 CARBIDE GRIT

Blade with carbide grit cutting edge. For precision cutting of extremely hard materials, such as glass, glazed tiles and ceramics.

Blade length: 100 to 150 mm.



	Blade-length mm	Blade Thickness mm
2-PACK		
3846-100-G-ST-2P	100	0.9
3846-150-G-ST-2P	150	0.9









Power Hacksaw Blades

► 3809 SANDFLEX® BI-METAL POWER HACKSAW BLADES

Sandflex® is a virtually unbreakable bi-metal hacksaw blade. The bi-metal construction results in a shatterproof blade that can withstand high feed pressures giving accurate, fast cutting rates. Their shatterproof nature also makes Sandflex® blades safer to use in all circumstances, especially on old machines or with unskilled operators. Suitable for use on any material.



		L x W x T mm		Weight g
3809-300-25-1.25-10	10	300 x 25 x 1.25	10	73
3809-300-25-1.25-14	10	300 x 25 x 1.25	14	73
3809-300-32-1.60-6	10	300 x 32 x 1.60	6	120
3809-300-32-1.60-10	10	300 x 32 x 1.60	10	120
3809-350-25-1.25-6	10	350 x 25 x 1.25	6	88
3809-350-25-1.25-10	10	350 x 25 x 1.25	10	88
3809-350-25-1.25-14	10	350 x 25 x 1.25	14	88
3809-350-32-1.60-4	10	350 x 32 x 1.60	4	145
3809-350-32-1.60-6	10	350 x 32 x 1.60	6	145
3809-350-32-1.60-8	10	350 x 32 x 1.60	8	145
3809-350-32-1.60-10	10	350 x 32 x 1.60	10	145
3809-350-32-1.60-14	10	350 x 32 x 1.60	14	145
3809-350-32-2.00-4	10	350 x 32 x 2.00	4	159
3809-350-32-2.00-6	10	350 x 32 x 2.00	6	159
3809-350-32-2.00-10	10	350 x 32 x 2.00	10	159
3809-350-38-2.00-4	10	350 x 38 x 2.00	4	204
3809-350-38-2.00-6	10	350 x 38 x 2.00	6	204
3809-350-38-2.00-10	10	350 x 38 x 2.00	10	204
3809-400-25-1.25-10	10	400 x 25 x 1.25	10	108
3809-400-25-1.25-14	10	400 x 25 x 1.25	14	108
3809-400-32-1.60-4	10	400 x 32 x 1.60	4	160
3809-400-32-1.60-6	10	400 x 32 x 1.60	6	160
3809-400-32-1.60-8	10	400 x 32 x 1.60	8	160
3809-400-32-1.60-10	10	400 x 32 x 1.60	10	160
3809-400-32-1.60-14	10	400 x 32 x 1.60	14	160
3809-400-32-2.00-4	10	400 x 32 x 2.00	4	184
3809-400-32-2.00-6	10	400 x 32 x 2.00	6	184
3809-400-32-2.00-8	10	400 x 32 x 2.00	8	184
3809-400-32-2.00-10	10	400 x 32 x 2.00	10	184
3809-400-38-2.00-4	10	400 x 38 x 2.00	4	219
3809-400-38-2.00-6	10	400 x 38 x 2.00	6	219
3809-400-38-2.00-10	10	400 x 38 x 2.00	10	219
3809-425-32-1.60-10	10	425 x 32 x 1.60	10	170
3809-450-32-1.60-4	10	450 x 32 x 1.60	4	177
3809-450-32-1.60-6	10	450 x 32 x 1.60	6	177
3809-450-32-1.60-10	10	450 x 32 x 1.60	10	177
3809-450-32-1.60-14	10	450 x 32 x 1.60	14	177
3809-450-32-2.00-4	10	450 x 32 x 2.00	4	209




		L x W x T mm		Weight g
3809-450-32-2.00-6	10	450 x 32 x 2.00	6	209
3809-450-32-2.00-10	10	450 x 32 x 2.00	10	209
3809-450-38-2.00-4	10	450 x 38 x 2.00	4	249
3809-450-38-2.00-6	10	450 x 38 x 2.00	6	249
3809-450-38-2.00-8	10	450 x 38 x 2.00	8	249
3809-450-38-2.00-10	10	450 x 38 x 2.00	10	249
3809-450-45-2.25-4	10	450 x 45 x 2.25	4	358
3809-450-45-2.25-6	10	450 x 45 x 2.25	6	358
3809-475-45-2.25-6	10	475 x 45 x 2.25	6	378
3809-500-38-2.00-4	10	500 x 38 x 2.00	4	304
3809-500-38-2.00-6	10	500 x 38 x 2.00	6	304
3809-500-38-2.00-10	10	500 x 38 x 2.00	10	304
3809-500-45-2.25-4	10	500 x 45 x 2.25	4	398
3809-500-45-2.25-6	10	500 x 45 x 2.25	6	398
3809-500-50-2.50-4	10	500 x 50 x 2.50	4	513
3809-500-50-2.50-6	10	500 x 50 x 2.50	6	513
3809-500-50-2.50-8	10	500 x 50 x 2.50	8	513
3809-525-38-2.00-6	10	525 x 38 x 2.00	6	314
3809-525-38-2.00-10	10	525 x 38 x 2.00	10	314
3809-525-45-2.25-4	10	525 x 45 x 2.25	4	423
3809-525-45-2.25-6	10	525 x 45 x 2.25	6	423
3809-550-45-2.25-4	10	550 x 45 x 2.25	4	433
3809-550-45-2.25-6	10	550 x 45 x 2.25	6	433
3809-550-50-2.50-4	10	550 x 50 x 2.50	4	553
3809-550-50-2.50-6	10	550 x 50 x 2.50	6	553
3809-575-45-2.25-4	10	575 x 45 x 2.25	4	453
3809-575-50-2.50-4	10	575 x 50 x 2.50	4	568
3809-575-50-2.50-6	10	575 x 50 x 2.50	6	568
3809-600-45-2.25-4	10	600 x 45 x 2.25	4	478
3809-600-45-2.25-6	10	600 x 45 x 2.25	6	478
3809-600-50-2.50-3	10	600 x 50 x 2.50	3	588
3809-600-50-2.50-4	10	600 x 50 x 2.50	4	588
3809-600-50-2.50-6	10	600 x 50 x 2.50	6	588
3809-650-50-2.50-4	5	650 x 50 x 2.50	4	634
3809-650-50-2.50-6	5	650 x 50 x 2.50	6	634
3809-700-50-2.50-4	5	700 x 50 x 2.50	4	679
3809-700-50-2.50-6	5	700 x 50 x 2.50	6	679
3809-750-50-2.50-4	5	750 x 50 x 2.50	4	690

Power Hacksaw Blades

► 3809 KA BI-METAL FOR KASTO MACHINES

Designed with holes for KASTO machines.



		L x W x T	 T/°	Weight g
3809-400-32-2.00-6-KA	10	400 x 32 x 2.00	6	184
3809-450-38-2.00-4-KA	10	450 x 38 x 2.00	4	249
3809-450-38-2.00-6-KA	10	450 x 38 x 2.00	6	249
3809-450-38-2.00-10-KA	10	450 x 38 x 2.00	10	249
3809-500-45-2.25-6-KA	10	500 x 45 x 2.25	6	398
3809-500-50-2.50-4-KA	10	500 x 50 x 2.50	4	513
3809-500-50-2.50-6-KA	10	500 x 50 x 2.50	6	513
3809-550-50-2.50-4-KA	10	550 x 50 x 2.50	4	553
3809-550-50-2.50-6-KA	10	550 x 50 x 2.50	6	553
3809-575-50-2.50-3-KA	10	575 x 50 x 2.50	3	568
3809-575-50-2.50-4-KA	10	575 x 50 x 2.50	4	568
3809-575-50-2.50-6-KA	10	575 x 50 x 2.50	6	568
3809-575-50-2.50-10-KA	10	575 x 50 x 2.50	10	568
3809-600-50-2.50-4-KA	10	600 x 50 x 2.50	4	588
3809-600-50-2.50-6-KA	10	600 x 50 x 2.50	6	588
3809-650-50-2.50-3-KA	5	650 x 50 x 2.50	3	634
3809-650-50-2.50-4-KA	5	650 x 50 x 2.50	4	634
3809-650-50-2.50-6-KA	5	650 x 50 x 2.50	6	634
3809-700-50-2.50-3-KA	5	700 x 50 x 2.50	3	679
3809-700-50-2.50-4-KA	5	700 x 50 x 2.50	4	679
3809-700-50-2.50-6-KA	5	700 x 50 x 2.50	6	679



Hand Hacksaw Blades

3906 SANDFLEX® BI-METAL

With a blade back of strong, flexible spring steel and a tooth line in high-alloyed super high speed steel, this blade is guaranteed to keep its sharpness for a long time. The Sandflex® blade combines extreme cutting performance and wear resistance with a high degree of flexibility and is vastly superior to all-hard high speed blades or conventional, flexible blades. **Packaged as:**

- **100:** 10 bundles of 10 blades in black, plastic box with transparent cover
- **10P:** 10 blades in a special package with hanging loop, packs of 10
- **5P:** 5 blades in a special package with hanging loop, packs of 10
- **3P:** 3 blades, 1 each of 18, 24 and 32 TPI, in plastic pouch, packs of 10
- **2P:** 2 carded blades, box of 10 packs

		Length mm	
3906-250-18-100	100	250 x 13 x 0.65	18
3906-250-24-100	100	250 x 13 x 0.65	24
3906-250-32-100	100	250 x 13 x 0.65	32
3906-300-14-100	100	300 x 13 x 0.65	14
3906-300-18-100	100	300 x 13 x 0.65	18
3906-300-24-100	100	300 x 13 x 0.65	24
3906-300-32-100	100	300 x 13 x 0.65	32
3906-300-18-2P	10	300 x 13 x 0.65	18
3906-300-24-2P	10	300 x 13 x 0.65	24
3906-300-32-2P	10	300 x 13 x 0.65	32
3906-300-3P	10	300 x 13 x 0.65	18/24/32
3906-300-24-5P	10	300 x 13 x 0.65	24
3906-300-32-5P	10	300 x 13 x 0.65	32
3906-300-14-10P	10	300 x 13 x 0.65	14
3906-300-18-10P	10	300 x 13 x 0.65	18
3906-300-24-10P	10	300 x 13 x 0.65	24
3906-300-32-10P	10	300 x 13 x 0.65	32



325 HAND HACKSAW FRAME



A truly unique and professional hacksaw frame. Ergonomically designed with very high blade tension for straight, accurate and exact kerfs. Centred blade for correct balance and spring tensioned blade loading mechanism for quick blade changes. Alternative 55° blade mounting for flush cutting. Supplied with the reliable and shatterproof Sandflex® bi-metal blade 24 TPI with excellent cutting performance.



		Length mm	Weight g
325	5	300	720

319 HAND HACKSAW FRAME

A compact and stable hacksaw for all round use. Alternative 55° blade mounting for flush cutting. Offers a strong steel frame that is covered with a protective dual component plastic. Comfortable, non-slip back handle and front grip ensures a solid, secure grip. Tension mechanism is fully integrated into the handles so there is no obstruction during use. Supplied with reliable and shatterproof 12 inch bi-metal blade, 24 TPI.



		Length mm	Weight g
319	5	300	510

320 HAND HACKSAW FRAME

A one of a kind, top-of-the-line, traditional hacksaw frame with comfortable handles and extra depth allowing for cutting materials of big dimensions. Comes equipped with a Sandflex® hand hacksaw blade.

		Length mm	Weight g
320	10	300	820



Bahco's current file assortment represents the accumulated knowledge of 160 years of file-production.

Drawing on this knowledge, the company has continuously developed the design of this tool and now applies the most modern, efficient manufacturing methods to its production. Rigorous quality control throughout the manufacturing process, from incoming raw material to the finished product, ensures high quality and performance.

All the Bahco files fulfill the requirements stated in the following standards: ISO 234/1 & 2, DIN File Standards, BS 498:1990, US Fed.spec. GGG-F-325b/GGG-F-331b.

Bahco has established its reputation on the world market by investing substantial resources in research and development over the years. With a dedicated commitment to remain at the forefront of file development in the future, the company is determined to continue meeting customer needs, both for industry and the home user.

The files shown on the following pages are only part of the Bahco assortment.



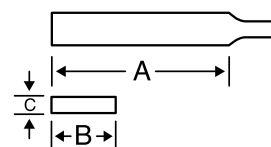
Engineering Files

► HAND FILE / 1-100...-2

Use: For filing flat surfaces, sharp corners and shoulders as well as for deburring. A double cut file should be used for work in high-alloy tool steels. Also useful for the sharpening of heavy implements. High removal rate.

Shape: Edges and surfaces parallel. Surfaces double cut, one edge uncut, one edge single cut.

	Pack Qty.	A mm	B mm	C mm		Cut Type	Weight g
1-100-04-1-2	5	100	12	3.0	17	1	67
1-100-04-2-2	5	100	12	3.0	22	2	67
1-100-06-1-2	5	150	16	4.0	13	1	110
1-100-06-2-2	5	150	16	4.0	18	2	110
1-100-06-3-2	5	150	16	4.0	18	3	110
1-100-08-1-2	5	200	20	5.0	10	1	200
1-100-08-2-2	5	200	20	5.0	14	2	200
1-100-08-3-2	5	200	20	5.0	18	3	200
1-100-10-1-2	5	250	25	5.5	9	1	310
1-100-10-2-2	5	250	25	5.5	12	2	310
1-100-10-3-2	5	250	25	5.5	16	3	310
1-100-12-1-2	5	300	30	6.0	8	1	431
1-100-12-2-2	5	300	30	6.0	11	2	431
1-100-12-3-2	5	300	30	6.0	14	3	431

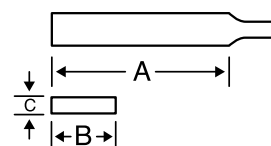


► HAND FILE "OBERG CUT" / 1-106...-2

Use: Useful for all flat filing. Oberg cut gives a high removal rate and smooth surface finish on most materials.

Shape: Edges and surfaces parallel. Surfaces single cut, bastard, with chipbreaking teeth. One edge single cut.



	Pack Qty.	A mm	B mm	C mm		Cut Type	Weight g
1-106-08-1-2	5	200	20	5.0	10	1	200
1-106-10-1-2	5	250	25	5.5	9	1	310
1-106-12-1-2	5	300	30	6.0	8	1	431

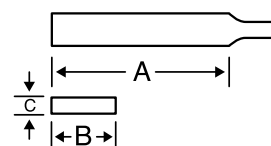


► FLAT FILE / 1-110...-2

Use: For the same jobs as the hand file 100, but is sometimes preferred because its tapered shape enables the user to reach into angles and corners more easily.

Shape: Edges tapered towards the point, surfaces parallel. Surfaces double cut, edges single cut. 4" and 6" pointed, 8" and longer semi-pointed.

	Pack Qty.	A mm	B mm	C mm		Cut Type	Weight g
1-110-06-1-2	5	150	16	4.0	13	1	110
1-110-06-2-2	5	150	16	4.0	18	2	110
1-110-06-3-2	5	150	16	4.0	22	3	110
1-110-08-1-2	5	200	20	5.0	10	1	180
1-110-08-2-2	5	200	20	5.0	14	2	180
1-110-08-3-2	5	200	20	5.0	18	3	180
1-110-10-1-2	5	250	25	5.5	9	1	270
1-110-10-2-2	5	250	25	5.5	12	2	270
1-110-10-3-2	5	250	25	5.5	16	3	270
1-110-12-1-2	5	300	30	6.0	8	1	431
1-110-12-2-2	5	300	30	6.0	11	2	431
1-110-12-3-2	5	300	30	6.0	14	3	431





Type of cut: 1 = Bastard, 2 = Second, 3 = Smooth.

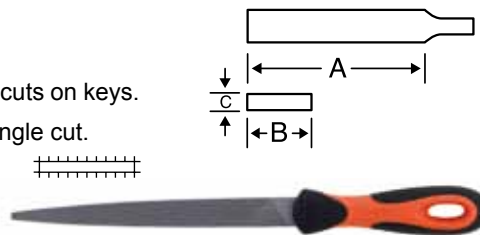
► WARDING FILE / 1-111...-2



Use: For filing narrow grooves and passages, etc. Particularly well suited for filing cuts on keys.

Shape: Edges tapered to a point, surfaces parallel. Surfaces double cut, edges single cut.

	Pack Qty.	A mm	B mm	C mm		Cut Type	Weight g
1-111-06-2-2	5	150	15	1.9	18	2	65



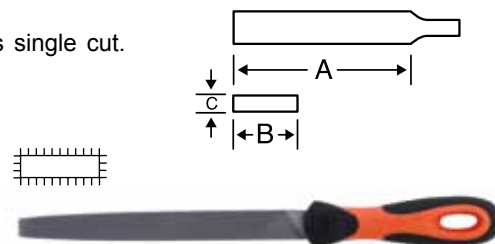
► MILL FILE, 2 FLAT EDGES (TYPE USA) / 1-143...-2



Use: This type of file is suitable both as an engineering file and a sharpening file. It is useful for filing where a smooth finish is important. Also good for polishing and deburring work in lathes. This file is also widely applicable for sharpening tools and implements such as spades, shovels, hoes, scrapers, etc.

Shape: Surfaces parallel. Edges tapered towards the point. Surfaces and edges single cut. Bastard cut commonly referred to as Mill bastard.

	Pack Qty.	A mm	B mm	C mm		Cut Type	Weight g
1-143-06-1-2	5	150	16	2.7	20	1	90
1-143-08-1-2	5	200	20	3.3	18	1	140
1-143-10-1-2	5	250	25	4.0	16	1	222
1-143-12-1-2	5	300	30	5.0	14	1	431





► SQUARE FILE / 1-160...-2



Use: For filing grooves, rectangular holes, internal corners and for fine-adjustment of cutting tools.

Shape: Surfaces tapered towards the point. Double cut.

	Pack Qty.	A mm	B mm		Cut Type	Weight g
1-160-04-1-2	5	100	4.5	17	1	42
1-160-04-2-2	5	100	4.5	22	2	42
1-160-06-1-2	5	150	6.0	13	1	79
1-160-06-2-2	5	150	6.0	18	2	79
1-160-06-3-2	5	150	6.0	22	3	79
1-160-08-1-2	5	200	8.0	10	1	132
1-160-08-2-2	5	200	8.0	14	2	132
1-160-08-3-2	5	200	8.0	18	3	132
1-160-10-1-2	5	250	10.0	9	1	212
1-160-10-2-2	5	250	10.0	12	2	212
1-160-10-3-2	5	250	10.0	16	3	212
1-160-12-1-2	5	300	12	8	1	347
1-160-12-2-2	5	300	12	11	2	347





► THREE SQUARE FILE / 1-170...-2




Use: For deburring and filing angles and internal corners.

For filing of holes and large fillets as well as concave surfaces. Its tapered surfaces make it well suited for flat filing.

Shape: Equilateral triangle. Tapered towards the point. Double cut surfaces.

	Pack Qty.	A mm	B mm		Cut Type	Weight g
1-170-06-1-2	5	150	11.0	13	1	103
1-170-06-2-2	5	150	11.0	18	2	103
1-170-06-3-2	5	150	11.0	22	3	103
1-170-08-1-2	5	200	15.5	10	1	203
1-170-08-2-2	5	200	15.5	14	2	203
1-170-08-3-2	5	200	15.5	18	3	203
1-170-10-1-2	5	250	17.5	9	1	282
1-170-10-2-2	5	250	17.5	12	2	282
1-170-10-3-2	5	250	17.5	16	3	282
1-170-12-1-2	5	300	19.5	8	1	420
1-170-12-2-2	5	300	19.5	11	2	420



Type of cut: 1 = Bastard, 2 = Second, 3 = Smooth.

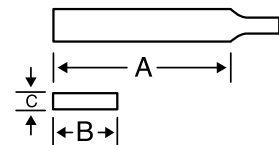
Engineering Files

▶ HALF-ROUND FILE / 1-210...-2

Use: For filing concave and flat surfaces and large holes. Suitable for deburring work.

Shape: Edges and surfaces tapered towards the point. 4" and 6" fully pointed, 8" and longer semi-pointed. Double cut.

	Pack Qty.	A mm	B mm	C mm		Cut Type	Weight g
1-210-04-2-2	5	100	10.0	3.0	22	2	52
1-210-06-1-2	5	150	16.0	4.7	13	1	100
1-210-06-2-2	5	150	16.0	4.7	18	2	100
1-210-06-3-2	5	150	16.0	4.7	22	3	100
1-210-08-1-2	5	200	20.5	6.0	10	1	170
1-210-08-2-2	5	200	20.5	6.0	14	2	170
1-210-08-3-2	5	200	20.5	6.0	18	3	170
1-210-10-1-2	5	250	26.5	7.5	9	1	344
1-210-10-2-2	5	250	26.5	7.5	12	2	344
1-210-10-3-2	5	250	26.5	7.5	16	3	344
1-210-12-1-2	5	300	31.0	9.0	8	1	480
1-210-12-2-2	5	300	31.0	9.0	11	2	480
1-210-12-3-2	5	300	31.0	9.0	14	3	480

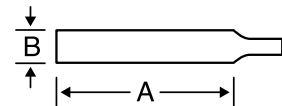


▶ ROUND FILE / 1-230...-2

Use: For filing holes, large fillets and concave surfaces.

Shape: Tapered towards the point. 4" and 6" fully pointed, 8" and longer semi-pointed. Double cut.

	Pack Qty.	A mm	B mm		Cut Type	Weight g
1-230-04-1-2	5	100	3.6	17	1	39
1-230-04-2-2	5	100	3.6	22	2	39
1-230-04-3-2	5	100	3.6	22	3	39
1-230-06-1-2	5	150	6.0	13	1	74
1-230-06-2-2	5	150	6.0	18	2	74
1-230-06-3-2	5	150	6.0	18	3	74
1-230-08-1-2	5	200	8.0	10	1	112
1-230-08-2-2	5	200	8.0	14	2	112
1-230-08-3-2	5	200	8.0	14	3	112
1-230-10-1-2	5	250	10.0	9	1	183
1-230-10-2-2	5	250	10.0	12	2	183
1-230-10-3-2	5	250	10.0	16	3	183
1-230-12-1-2	5	300	12.0	8	1	297
1-230-12-2-2	5	300	12.0	11	2	297



▶ FILE SETS / 1-473

Sets of three files with handle. A paper packed set, a plastic roll-up wallet included in the box, for future easy storage. Contains one each of: hand, half round and round engineering files. Available in 2 different lengths: 200 and 250 mm (8 and 10 inch).

	Pack Qty.	mm	Cut Type	Weight g
1-473-08-2-2	5	200	2	635
1-473-10-2-2	5	250	2	925

▶ FILE SETS / 1-476

A set of six 4" smooth double cut files, for fine filing and polishing jobs. The set contains one of each handled files: hand, warding, square, three square, half round and round. Supplied in a snap-shut plastic wallet with hanging hole.

	Pack Qty.	mm	Cut Type	Weight g
1-476-04-3-2	1	100	3	200

▶ FILE SETS / 1-479

Sets of five 8" files with handle for carpentry and repair jobs. A paper packed set, a plastic roll-up wallet included in the box, for future easy storage. Contains one each of: hand, half round and round engineering files, a flat sharpening file and a cabinet rasp.

	Pack Qty.	mm	Cut Type	Weight g
1-479-08-1-2	5	200	1	935
1-479-08-2-2	5	200	2	935

Type of cut: 1 = Bastard, 2 = Second, 3 = Smooth.



Rotary Burrs

Bahco Rotary Burrs are used to deburr irregular objects or to do finishing work inside a confined space.

The burrs are manufactured in two different materials, tungsten carbide or high speed steel. It all depends on the application, as to which burr you should choose.

Carbide rotary burrs is an indispensable tool, its use is extremely widespread, particularly in the aviation, marine, automotive, machinery, chemical and other industrial sectors. It can be used for machining cast iron, cast steel, carbon steel, alloy steel, stainless steel, hardened steel, copper and aluminum.



Rotary Burrs

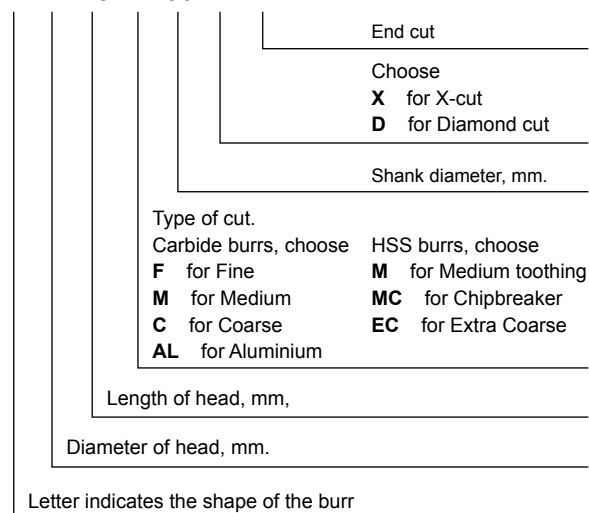
Identification system

High Speed Steel rotary burrs

HSSG - A 12 25 M HSS = High Speed Steel. G = Ground.

Tungsten carbide rotary burrs

A 12 25 M 06 X E



A = Cylindrical



H = Flame



C = Cylindrical round nose



J = 60° cone



D = Spherical



K = 90° cone



E = Oval



L = Conical round nose



F = Arch round nose



M = Conical pointed nose



G = Arch pointed nose



N = Inverted nose

Choose the Right Rotary Burrs

TOOTHING		TUNGSTEN CARBIDE BURRS	HIGH-SPEED STEEL (HSS) BURRS
Fine		For hard and/or tough materials when a good surface finish is required and stock removal demands are modest.	
Medium		For machining hard and/or tough materials under normal conditions.	For machining unhardened steel and other moderately hard materials under normal conditions.
Coarse		Particularly suitable for machining stainless steel, soft materials or light alloys.	
AL-cut		For machining aluminium. Wax should be used to avoid chip build-up.	
Extra Coarse		Blunt	For soft materials when good stock removal is required. Counteracts chip build-up between teeth.
X-cut		For hard and soft materials. Produces short and blunt chips. Runs smoothly even at low cutting speeds.	
Diamond-cut		For heat treated and tough alloy steels and epoxy. Excellent finish. Minimal axial forces.	
Chip-breakers			Produces short chips. Runs smoothly even at low cutting speeds.
End cut		Cylindrical burrs (A) and inverted cone burrs (N) can be supplied with end cut.	

Rotary burrs can be classified by cut into four major groups: fine, medium, coarse and extra coarse (which AL-cut belongs to). As a general rule, a fine cut is selected for hard materials and when a good surface finish is required. Note the exception is stainless steel, which needs a coarse cut. A coarse cut is selected for soft materials and for high stock removal demands.

* Additional sizes available on request.

* Bahco has a wide range of HSS rotary burrs, for an update of this assortment contact your Bahco local sales representative.

It should be pointed out, however, that a smaller diameter burr will have a finer cut than a larger diameter burr belonging to the same cut category, for example, medium-cut. That's why we indicate not only the type of cut for each of our rotary burrs, but also the number of teeth.

Rotary Burrs

Tungsten Carbide burrs are designed for use in sturdy, well-maintained machines running at highly stable speeds above 15.000 r.p.m. They can be utilised on most materials with degrees of hardness up to about 67 HRC (Rockwell C).

The cutting head of the burr is made of tungsten carbide with an approximate hardness of 1500 HV (Vickers). Close co-operation between experts have produced different carbides for different sizes to ensure best cutting performance.

The cutting head on large burrs is brazed to a shank of hardened steel, tempered to 46 HRC. A unique brazing method produces exceptionally strong joints. The joint is so strong that, if it should fail, the company will replace the burr free of charge. Smaller burrs, on the other hand, are made in a single solid piece entirely of tungsten carbide. **High Speed Steel** burrs are primarily used for deburring soft steel, bronze, brass, etc.

Recommended operating speeds R.P.M.

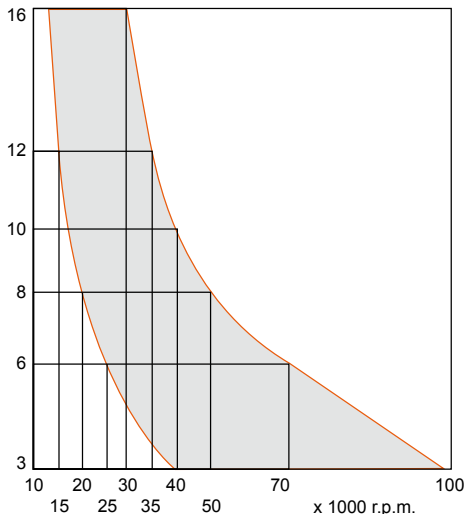
Tungsten Carbide

Head Ø mm	Hardened steels, high-strength materials.	Unhardened steels, softer materials and cast iron.	Soft materials, aluminium, thermoplastics, brass.
	R.P.M x 1000	R.P.M x 1000	R.P.M x 1000
3	40 - 80	50 - 90	50 - 100
6	25 - 60	30 - 60	30 - 70
8	20 - 45	25 - 50	25 - 50
10	17 - 40	20 - 40	20 - 40
12	15 - 30	17 - 30	17 - 35
16	12 - 25	15 - 25	15 - 30

High Speed Steel

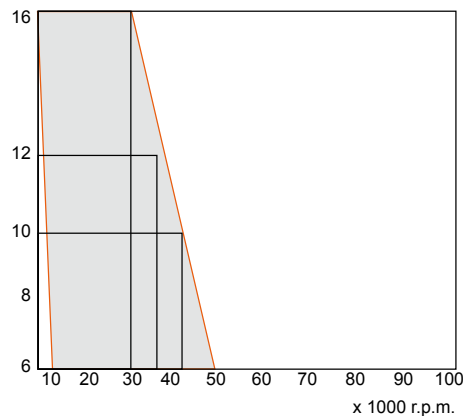
Head Ø mm	Unhardened steels, softer materials and cast iron.	Soft materials, aluminium, thermoplastics, brass.
	R.P.M x 1000	R.P.M x 1000
6	5 - 20	20 - 40
10	3 - 10	10 - 30
12	1 - 10	10 - 30
16	1 - 8	10 - 25

Burr head, Ø mm



For machining in harder materials use lower speed and finer cut. Note that the cutting performance is highly dependable on the machine bearing condition and the characteristics of the machine (the cutting speed must not slow down when deburring).

Burr head, Ø mm



* Additional sizes available on request.

* Bahco has a wide range of HSS rotary burrs, for an update of this assortment contact your Bahco local sales representative.

Rotary Burrs

A = Cylindrical

3 mm	6 mm	8 mm	10 mm	12 mm	16 mm
A0313C03	A0610F06D	A0810F06D	A1020C06	A1225AL06E	A1625C06
A0313F03	A0613M03X	A0820C06	A1020F06	A1225AL08E	A1625C08
A0313F03E	A0616AL06E	A0820F06	A1020M06	A1225C06	A1625F06
A0313M03	A0616C06	A0820F06E	A1020M06E	A1225C08	A1625F08
A0313M03E	A0616F06	A0820M06	A1020M06X	A1225F06	A1625M06
A0313M03X	A0616M06	A0820M06E	A1020M06XE	A1225F06E	A1625M06X
A0313M03XE	A0616M06DE	A0820M06X	A1040M06X	A1225F08	A1625M06XE
A0313M03XE-60	A0616M06E	A0820M06XE	A1050M06X	A1225M06	A1625M08
A0313M03XE-80	A0616M06X			A1225M06DE	A1625M08E
A0320M03X	A0616M06XE			A1225M06E	A1625M08X
	A0625M06X			A1225M06X	A1625M08XE
				A1225M06XE	
				A1225M08	
				A1225M08E	
				A1225M08X	
				A1225M08XE	



C = Cylindrical round nose

3 mm	6 mm	8 mm	10 mm	12 mm	16 mm
C0313C03	C0613M03X	C0820C06	C1020C06	C1225AL06	C1625C06
C0313F03	C0616AL06	C0820F06	C1020F06	C1225AL08	C1625C08
C0313M03	C0616C06	C0820M06	C1020M06	C1225C06	C1625F06
C0313M03X	C0616F06	C0820M06X	C1020M06X	C1225C08	C1625F08
	C0616M03X			C1225F06	C1625M06
	C0616M06			C1225F08	C1625M06X
	C0616M06D			C1225M06	C1625M08
	C0616M06X			C1225M06X	C1625M08X
				C1225M08	
				C1225M08X	



D = Spherical

3 mm	6 mm	8 mm	10 mm	12 mm	16 mm
D0303C03	D0605M03X	D0807C06	D1009C06	D1211AL06	D1614C06
D0303F03	D0606C06	D0807F06	D1009F06	D1211AL08	D1614C08
D0303M03	D0606F06	D0807M06	D1009M06	D1211C06	D1614F06
D0303M03X	D0606M06	D0807M06X	D1009M06X	D1211F06	D1614F08
	D0606M06X			D1211F06D	D1614M06
				D1211M06	D1614M06X
				D1211M06X	D1614M08
					D1614M08X



E = Oval

3 mm	6 mm	8 mm	10 mm	12 mm	16 mm
E0308C03	E0614C06	E0816C06	E1018C06	E1222C06	E1625C06
E0308F03	E0614F06	E0816F06	E1018F06	E1222C08	E1625C08
E0308M03	E0614M06	E0816M06	E1018M06	E1222F06	E1625F06
E0308M03X	E0614M06X	E0816M06X	E1018M06X	E1222F08	E1625F08
				E1222M06	E1625M06
				E1222M06X	E1625M06X
				E1222M08	E1625M08
				E1222M08X	E1625M08X



F = Arch round nose

3 mm	6 mm	8 mm	10 mm	12 mm	16 mm
F0313C03	F0612C04	F0820C06	F1020C06	F1225AL06	F1625C06
F0313F03	F0612F04	F0820F06	F1020F06	F1225AL08	F1625C08
F0313M03	F0612M04	F0820M06	F1020M06	F1225C06	F1625F06
F0313M03X	F0612M04X	F0820M06X	F1020M06X	F1225C08	F1625F08
	F0613M03X			F1225F06	F1625M06
	F0618AL06			F1225F08	F1625M06X
	F0618C06			F1225M06	F1625M08
	F0618F06			F1225M06X	F1625M08X
	F0618M06			F1225M08	
	F0618M06X			F1225M08X	



* Additional sizes available on request.

* Bahco has a wide range of HSS rotary burrs, for an update of this assortment contact your Bahco local sales representative.

Rotary Burrs

► G = Arch pointed nose

3 mm	6 mm	8 mm	10 mm	12 mm	16 mm
G0313C03	G0613M03X	G0820C06	G1020C06	G1225C06	G1625C06
G0313F03	G0618C06	G0820F06	G1020F06	G1225C08	G1625C08
G0313M03	G0618F06	G0820M06	G1020M06	G1225F06	G1625F06
G0313M03X	G0618M06	G0820M06X	G1020M06X	G1225F08	G1625F08
	G0618M06X	G0845M6.6X	G1050M8.3X	G1225M06	G1625M06
	G0645M4.9X			G1225M06X	G1625M06X
				G1225M08	G1625M08
				G1225M08X	G1625M08X



► H = Flame

3 mm	6 mm	8 mm	10 mm	12 mm	16 mm
	H0613M03X		H1025C06	H1232M06	H1635C06
			H1025F06	H1232M06X	H1635C08
			H1025M06		H1635F06
			H1025M06X		H1635F08
			H1025M08		H1635M06
					H1635M06X
					H1635M08
					H1635M08X



► J = 60° cone

3 mm	6 mm	8 mm	10 mm	12 mm	16 mm
	J0604C06		J1010C06	J1212M06	J1616C06
	J0604F06		J1010F06		J1616C08
	J0604M06		J1010M06		J1616F06
					J1616F08
					J1616M06
					J1616M08



► K = 90° cone

3 mm	6 mm	8 mm	10 mm	12 mm	16 mm
	K0602C06		K1008C06	K1210C06	K1612C06
	K0602F06		K1008F06	K1210F06	K1612C08
	K0602M06		K1008M06	K1210M06	K1612F06
					K1612F08
					K1612M06
					K1612M08



► L = Conical round nose

3 mm	6 mm	8 mm	10 mm	12 mm	16 mm
			L1020C06	L1225F06	L1630C06
			L1020F06	L1225M06	L1630C08
			L1020M06	L1225M06X	L1630F06
			L1020M06X	L1230AL06	L1630F08
				L1230AL08	L1630M06
				L1230C06	L1630M06X
				L1230F06	L1630M08
				L1230M06	L1630M08X
				L1230M06X	



► M = Conical pointed nose

3 mm	6 mm	8 mm	10 mm	12 mm	16 mm
M0310C03	M0613M03X		M1022C06	M1227C06	M1630C06
M0310F03	M0618C06		M1022F06	M1227C08	M1630C08
M0310M03	M0618F06		M1022M06	M1227F06	M1630F06
M0310M03X	M0618M06		M1022M06D	M1227F08	M1630F08
	M0618M06X		M1022M06X	M1227M06	M1630M06
				M1227M06X	M1630M06X
				M1227M08	M1630M08
				M1227M08X	M1630M08X



► N = Inverted nose

3 mm	6 mm	8 mm	10 mm	12 mm	16 mm
N0306C03	N0607C06			N1213C06	N1613C06
N0306F03	N0607F06			N1213F06	N1613C08
N0306M03	N0607M06			N1213M06	N1613F06
N0306M03E	N0607M06E			N1213M06E	N1613F08
					N1613M06
					N1613M06E
					N1613M06X
					N1613M08



* Additional sizes available on request.

* Bahco has a wide range of HSS rotary burrs, for an update of this assortment contact your Bahco local sales representative.



BAHCO IS A WORLD LEADER in producing a broad range of metal cutting and hand tools used by professionals in the construction and engineering industries as well as automotive, aeronautical, electronic, telecommunication and horticultural industries.

BAHCO IS GLOBALLY renowned for quality, performance and value for money. Professionals the world over rely on our tools, and for good reason: We control the entire cycle, from basic research through product development and manufacturing to distribution. We regularly launch innovations that help users do a better job and do it more easily.

WE SPECIFY AND DESIGN all Bahco tools are of high quality and have a unique design, intended to give the best professional performance.

THE RESULT IS BETTER ergonomic hand tools are easier to use, more comfortable to hold and significantly more functional, because they are developed in close cooperation with professional users, together with specialists in industrial design.

QUALITY AND ERGONOMICS has made us one of the world's largest manufacturers of tools for professional use within a wide range of industries.